BIGELOW COOPERATIVE DAYCARE CENTER:

44 Park Street
Somerville MA 02143

Client / Owner
Bigelow Cooperative Daycare center
Zero Garden Street
Cambridge MA 02138
T_617.354.7335
bigelowcoop@gmail.com

Architecture
Brown Fenollosa Architects, INC
197 Broadway
Arlington MA 02474
P_781.641.9500

Civil Engineering
Design Consultants, Inc
120 Middlesex Ave. Suite 20
Somerville, MA 02145
P_617.776.3350

Structural Engineering
Webb Structural Services
291 Pearl Street
Reading MA 01867
p_617.512.2739

Mechanical Engineering
Shekar & Assoc. Inc
775 Pleasant St., #14
East Weymouth, MA 02189
p_781.337.8347

ARCHITECTURAL DRAWING INDEX

T1.0 TITLE PAGE

C1.0 EXISTING CONDITIONS SITE PLAN
C2.0 GENERAL SITE PLAN
C3.0 SITE LAYOUT PLAN
C4.0 GRADING, DRAINAGE AND UTILITIES PLAN
C5.0 SITE DETAILS
C5.1 SITE DETAILS

D1.0 DEMOLITION PLANS & NOTES
A1.0 FLOOR PLAN
A2.0 BUILDING ELEVATIONS
A2.1 BUILDING ELEVATIONS
A2.2 BUILDING ELEVATIONS
A2.3 BUILDING ELEVATIONS

DATE: 11/1/11

EXISTING FRONT ELEVATION

EXISTING SIDE ELEVATION

EXISTING REAR ELEVATION

LEGEND

—CS—	COMBINED SEWER & DRAIN
—S—	SANITARY SEWER
—D—	DRAIN LINE
—W—	WATER LINE
—E—	ELECTRIC LINE
—T—	TELEPHONE LINE
—G—	GAS LINE
—F—	FIRE ALARM
	OVERHEAD WIRES
Ⓢ	SANITARY SEWER MANHOLE
Ⓓ	STORM DRAIN MANHOLE
Ⓔ	ELECTRIC MANHOLE
Ⓣ	TELEPHONE MANHOLE
Ⓦ	WATER MANHOLE
	CATCH BASIN
N.P.V.	NO PIPES VISIBLE
	HAND HOLE
	LIGHT POLE
	UTILITY POLE
	FIRE HYDRANT
W.G.	WATER GATE
WSO	WATER SHUTOFF
	SIGN
	TREE
× 12.60	SPOT ELEVATION

LOCUS TITLE INFORMATION

44 PARK STREET

OWNER: BLAM II, LLC
15 WARD STREET
SOMERVILLE, MA 02143

DEED REFERENCE: BK.34597 PG.43

ASSESSORS: MAP 53, BLOCK D, LOT 1

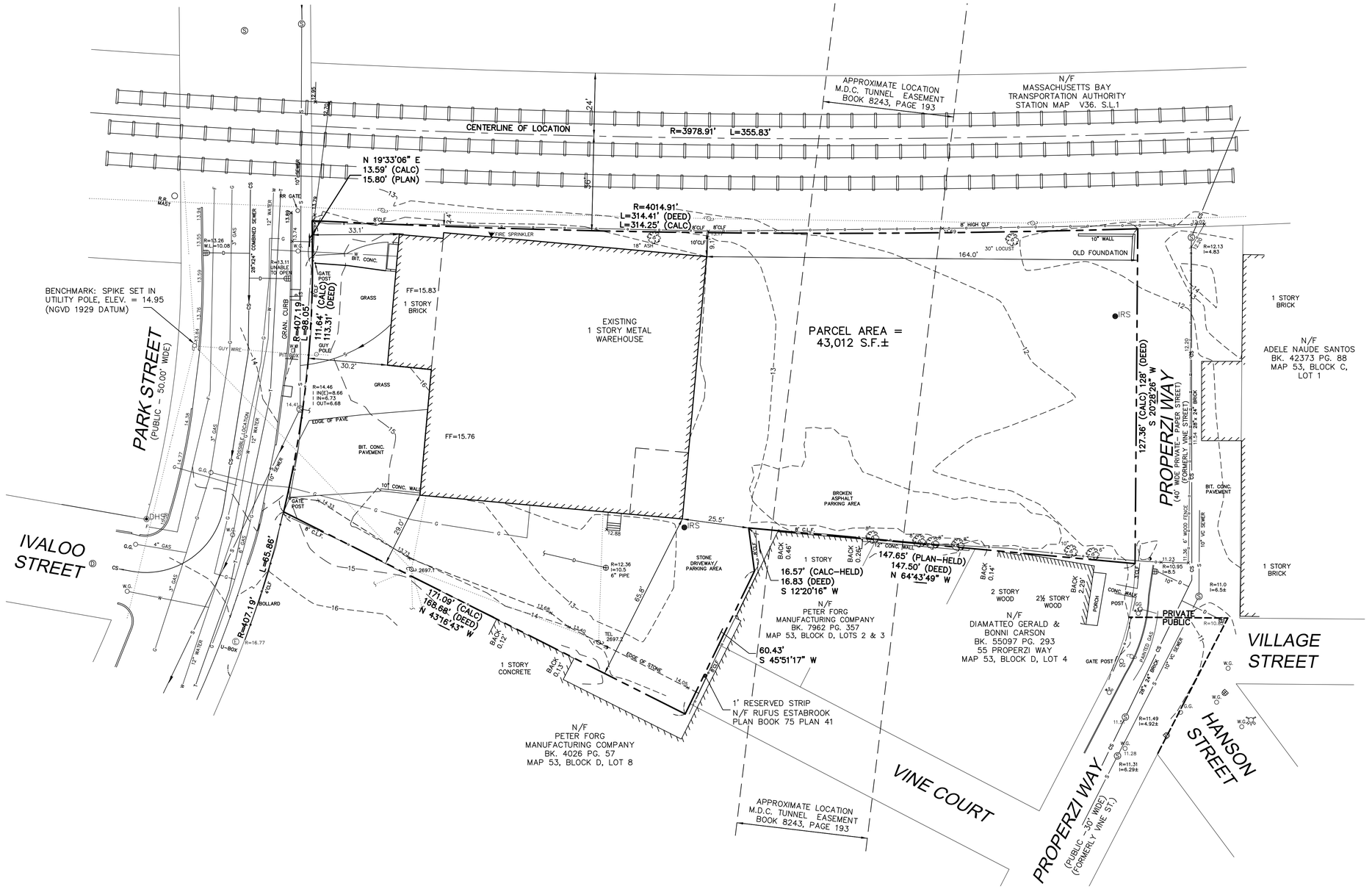

NOTES

LOCATION OF UTILITIES SHOWN HEREON ARE THE RESULT OF SURFACE EVIDENCE AS LOCATED BY FIELD SURVEY, PLANS OF RECORD, INFORMATION FURNISHED BY THE RESPECTIVE UTILITY COMPANIES, AND OTHER AVAILABLE SOURCES IN POSSESSION OF DESIGN CONSULTANTS INC. AS OF THIS DATE. THIS PLAN DOES NOT NECESSARILY DEPICT THE EXACT LOCATION OF ALL UTILITIES WHICH MAY EXIST AT THIS TIME WITHIN THE PREMISES SURVEYED.

THE PURPOSE OF THIS PLAN IS TO SHOW THE EXISTING CONDITIONS FOR DESIGN PURPOSES, AND IS THE RESULT OF AN ON-THE-GROUND INSTRUMENT SURVEY PERFORMED IN JANUARY AND FEBRUARY OF 2003, AND REVISED IN THE FIELD ON MAY 9, 2008 BY DESIGN CONSULTANTS, INC.

OWNERSHIP INFORMATION USED IN THE PREPARATION OF THIS PLAN WAS OBTAINED FROM THE CITY OF SOMERVILLE ASSESSOR'S OFFICE.

TO THE BEST OF MY PROFESSIONAL KNOWLEDGE, INFORMATION, AND BELIEF, THIS PLAN CONFORMS TO THE TECHNICAL AND PROCEDURAL STANDARDS FOR THE PRACTICE OF LAND SURVEYING IN THE COMMONWEALTH OF MASSACHUSETTS.

P.L.S. _____
EVERETT J. CHANDLER, P.L.S. MASS. REGISTRATION NO. 41787

DATE _____

BIGELOW CO-OP DAYCARE

44 PARK ST., SOMERVILLE MA 02143

BROWN FENOLLOSA ARCHITECTS INC
197 Broadway Arlington MA 02474
P 781 641 9500 info@brownfenollosa.com

Structural Engineer:
Webb Structural Services
291 Pearl Street
Reading MA 01867
p_617.512.2739

Civil Engineer:
Design Consultants, Inc
120 Middlesex Ave, Suite 20
Somerville MA 02145
p_617.776.3350

Mechanical Engineer:
Shekar & Assoc. Inc
775 Pleasant St., #14
East Weymouth, MA 02189
p_781.337.8347

Rev. :	Date :	Remarks :

Existing Conditions Plan

Date :	11.01.11
Scale :	AS NOTED
Project Number :	2011-094
Drawn by :	WAK

C1.0

LEGEND

- BOUND FOUND
- IRON ROD FOUND
- DRILL HOLE FOUND
- CHAIN LINK FENCE
- STOCKADE FENCE
- S — SANITARY SEWER
- D — DRAIN LINE
- W — WATER LINE
- G — GAS LINE
- E — ELECTRIC LINE
- T — TELEPHONE LINE
- CATV — CABLE TELEVISION LINE
- OHW — OVERHEAD WIRES
- SANITARY MANHOLE
- DRAIN MANHOLE
- ELECTRIC MANHOLE
- TELEPHONE MANHOLE
- WATER MANHOLE
- CABLE TELEVISION MANHOLE
- M.H. — MANHOLE – UNKNOWN TYPE
- B.W.S.C. — SANITARY SEWER METAL COVER
- C.B. — CATCH BASINS
- C.B.
- C.B.
- U.P. — UTILITY POLE
- TROLLEY POLE
- L.P. — LIGHT POLE
- E.H.H. — ELECTRIC HANDHOLE
- F.A. — FIRE ALARM BOX
- HYD. — FIRE HYDRANT
- W.G. — WATER GATE
- B.W.W. — WATER VALVE
- WATER SPRINKLER HEAD
- G.G. — GAS GATE
- GATE — GATE – UNKNOWN TYPE
- SIGN
- HANDICAP PARKING SPACE
- #1 — WETLAND FLAG
- OBSERVATION WELL
- T.W. — TOP OF WALL
- B.W. — BOTTOM OF WALL
- E.P. — EDGE OF PAVEMENT
- WAREHOUSE USE (CURRENTLY VACANT)
- INSTITUTIONAL USE
- OFFICE USE

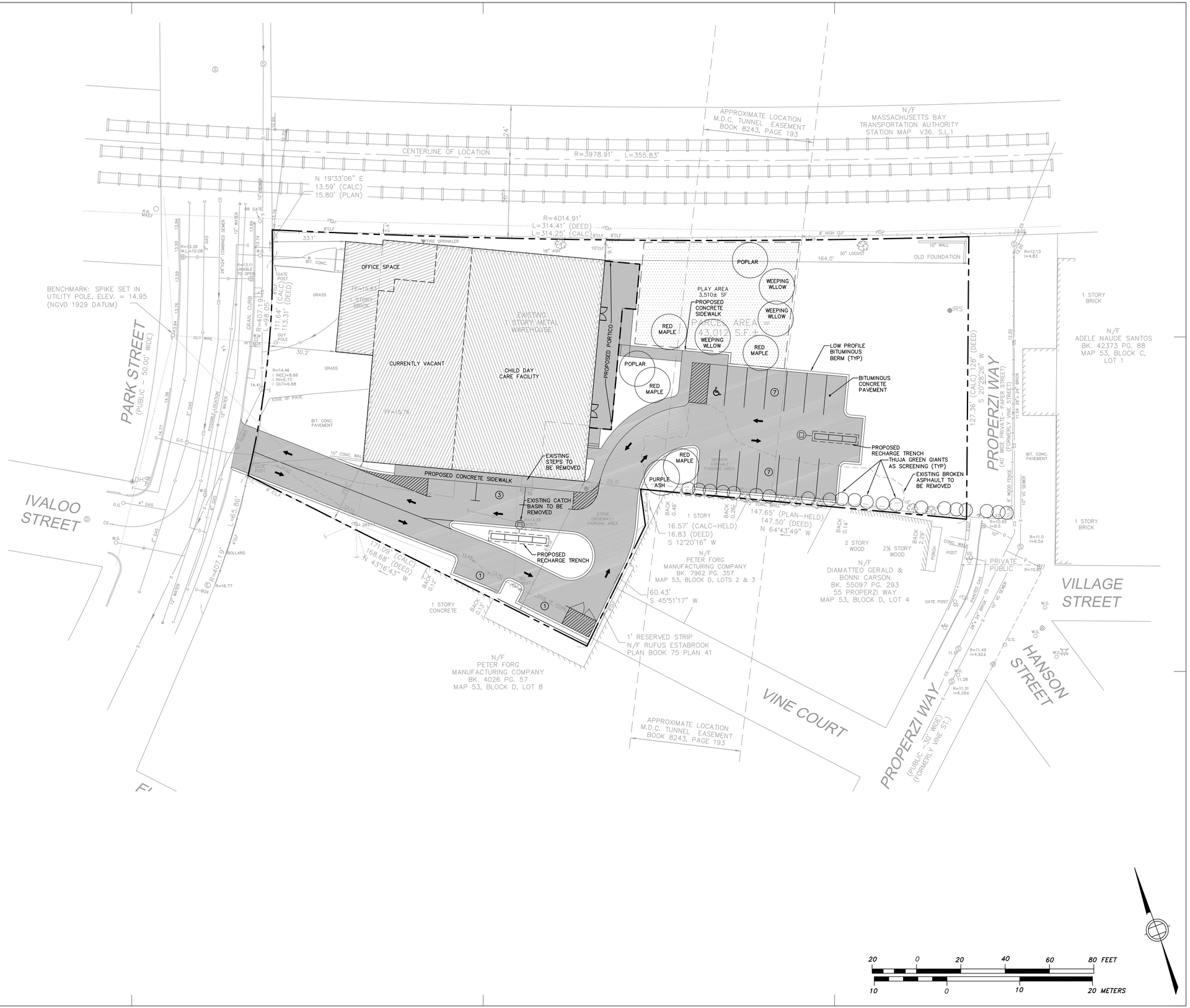

BIGELOW CO-OP DAYCARE

44 PARK ST., SOMERVILLE MA 02143

BROWN FENOLLOSA ARCHITECTS INC
197 Broadway Arlington MA 02474
P 781 641 9500 info@brownfenollosa.com

Structural Engineer:
Webb Structural Services
291 Pearl Street
Reading MA 01867
p_617.512.2739

Civil Engineer:
Design Consultants, Inc
120 Middlesex Ave, Suite 20
Somerville MA 02145
p_617.776.3350

Mechanical Engineer:
Shekar & Assoc. Inc
775 Pleasant St., #14
East Weymouth, MA 02189
p_781.337.8347

Rev. :	Date :	Remarks :

General Site Plan

Date :	11.01.11
Scale :	AS NOTED
Project Number :	2011–094
Drawn by :	WAK

C2.0

LEGEND

	BOUND FOUND
	IRON ROD FOUND
	DRILL HOLE FOUND
	CHAIN LINK FENCE
	STOCKADE FENCE
S	SANITARY SEWER
D	DRAIN LINE
W	WATER LINE
G	GAS LINE
E	ELECTRIC LINE
T	TELEPHONE LINE
CATV	CABLE TELEVISION LINE
OHW	OVERHEAD WIRES
S	SANITARY MANHOLE
D	DRAIN MANHOLE
E	ELECTRIC MANHOLE
T	TELEPHONE MANHOLE
W	WATER MANHOLE
C	CABLE TELEVISION MANHOLE
M.H.	MANHOLE – UNKNOWN TYPE
B.W.S.C.	SANITARY SEWER METAL COVER
C.B.	CATCH BASINS
C.B.	
C.B.	
U.P.	UTILITY POLE
	TROLLEY POLE
L.P.	LIGHT POLE
E.H.H.	ELECTRIC HANDHOLE
F.A.	FIRE ALARM BOX
HYD.	FIRE HYDRANT
W.G.	WATER GATE
B.W.W.	WATER VALVE
	WATER SPRINKLER HEAD
G.G.	GAS GATE
GATE	GATE – UNKNOWN TYPE
	SIGN
	HANDICAP PARKING SPACE
#1	WETLAND FLAG
	OBSERVATION WELL
T.W.	TOP OF WALL
B.W.	BOTTOM OF WALL
E.P.	EDGE OF PAVEMENT

NOTES

1. THE SITE IS LOCATED IN ZONE X AS SHOWN ON THE FEMA FLOOD INSURANCE RATE MAP NUMBER 25017C0438E WITH AN EFFECTIVE DATE OF JUNE 4, 2010. ZONE X IS DEFINED AS "AREAS DETERMINED TO BE OUTSIDE THE 0.2% ANNUAL CHANCE FLOODPLAIN".
2. ELEVATIONS SHOWN ARE BASED UPON NGVD 1929 DATUM. ADD 5.39' TO ALL GRADES TO OBTAIN CITY OF SOMERVILLE DATUM.

ZONING DATA

ZONING DISTRICT: RESIDENCE C (RC)

	REQUIRED/ALLOWED	PROPOSED
LANDSCAPED AREA	25%	25%
MAXIMUM GROUND COVERAGE	70%	25%
TOTAL PARKING SPACES	19	19
FULL SIZE		19
VISITOR (FULL SIZE)		0
VISITOR (COMPACT)		0

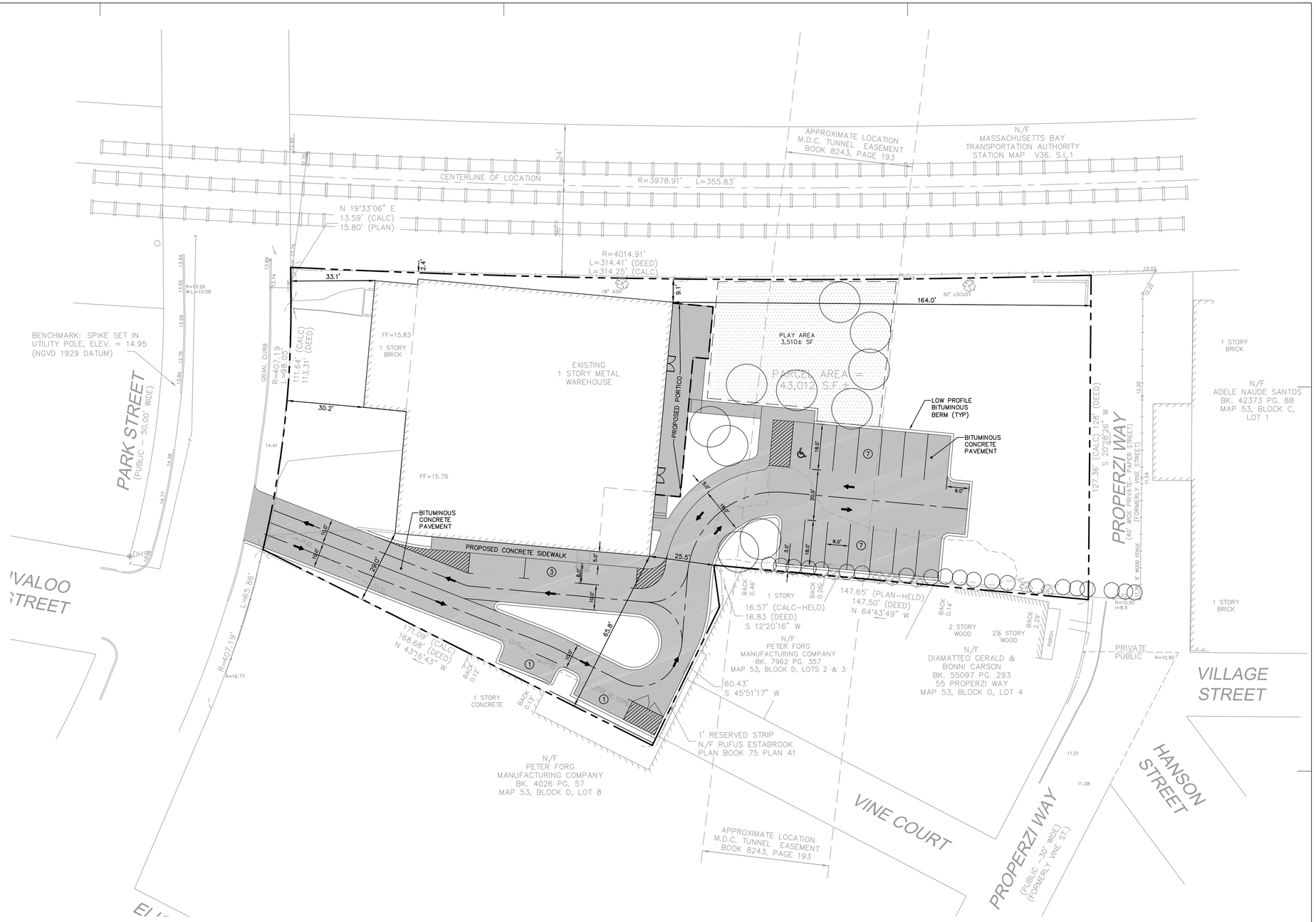

20 0 20 40 60 80 FEET

10 0 10 20 METERS

BIGELOW CO-OP DAYCARE

44 PARK ST., SOMERVILLE MA 02143

BROWN FENOLLOSA ARCHITECTS INC
197 Broadway Arlington MA 02474
P 781 641 9500 info@brownfenollosa.com

Structural Engineer:
Webb Structural Services
291 Pearl Street
Reading MA 01867
p_617.512.2739

Civil Engineer:
Design Consultants, Inc
120 Middlesex Ave, Suite 20
Somerville MA 02145
p_617.776.3350

Mechanical Engineer:
Shekar & Assoc. Inc
775 Pleasant St., #14
East Weymouth, MA 02189
p_781.337.8347

Rev. :	Date :	Remarks :

Site Layout Plan

Date :	11.01.11
Scale :	AS NOTED
Project Number :	2011–094
Drawn by :	WAK

C3.0

NOTES

1. EXISTING DRAINAGE STRUCTURES AND OTHER UNDERGROUND UTILITIES WITHIN THE SITE SHALL BE REMOVED AND/OR ABANDONED UNLESS OTHERWISE NOTED.
2. DRAINAGE: ALL DRAIN PIPES SHALL BE 10" PVC SCH 40 UNLESS OTHERWISE NOTED. PIPES SHALL BE LAID AT 0.5% SLOPE (MIN).
3. EXISTING SERVICES: THE EXISTING SANITARY SEWER, DOMESTIC WATER, FIRE PROTECTION AND ELECTRICAL SERVICES ARE TO REMAIN IN SERVICE.
4. ELECTRICAL, CABLE & TELEPHONE SERVICES AS SHOWN ON PLAN ARE APPROXIMATE ONLY.
5. THE CUTTING AND CAPPING OF ALL UTILITIES SHALL BE AT THE MAINS AS PER THE INSTRUCTIONS FROM THE RESPECTIVE UTILITY COMPANY OR MUNICIPAL DEPARTMENT.
6. THE CONTRACTOR IS RESPONSIBLE FOR VERIFYING THE EXACT LOCATION OF EACH UTILITY.
7. ALL WORK PERFORMED AS PART OF THIS PROJECT SHALL CONFORM TO THE STANDARD SPECIFICATIONS OF THE CITY OF SOMERVILLE, DEPT. OF PUBLIC WORKS AND ANY OTHER AGENCY WITH AUTHORITY IN THIS AREA.
8. THE CITY OF SOMERVILLE MUNICIPAL UTILITIES (WATER, SEWER & DRAIN) ARE NOT PART OF DIG–SAFE. CONTACT THE CITY OF SOMERVILLE FOR THE MARKING OF SOMERVILLE MUNICIPAL UTILITIES, CONTACT DIG–SAFE AT 1–888–344–7233 OR 1–800–322–4844 AT LEAST 72 HOURS PRIOR TO EXCAVATION.
9. A DYE TEST SHALL BE PERFORMED BY A CITY OF SOMERVILLE INSPECTOR PRIOR TO THE ISSUANCE OF AN OCCUPANCY PERMIT.
10. THE CITY OF SOMERVILLE RESERVES THE RIGHT TO INSPECT ALL PRIVATE FACILITIES DISCHARGING TO MUNICIPAL FACILITIES.
11. DURING EXCAVATION AND CONSTRUCTION OF PIPES AND STRUCTURES, TRENCHES MUST BE ADEQUATELY BRACED AND PROTECTED AGAINST CAVE–IN.
12. ALL PLUMBING FIXTURES BELOW THE RIM ELEVATION OF THE SEWER MANHOLE CONNECTED TO SEWER MAIN SERVICING THE FIXTURES SHALL BE CONSIDERED AS BEING SUBJECT TO BACKFLOW AND SHALL BE SUPPLIED WITH BACKWATER VALVES SPECIFIED BY PLUMBING ENGINEER.
13. FIRE SUPPRESSION SYSTEM SHALL BE DESIGNED BY OTHERS, INCLUDING THE SIZE OF INCOMING PIPE FROM WATER MAIN.

STORMWATER SYSTEM MAINTENANCE PLAN

1. PAVED AREAS SHALL BE SWEPT CLEAN IN EARLY SPRING, SUMMER, AND EARLY FALL SEASONS ON AN ANNUAL BASIS.
2. CLEANING CATCH BASINS AND MANHOLES SHALL BE PERFORMED ANNUALLY AT THE ONSET OF THE SPRING SEASON.
3. SNOW REMOVAL FROM PAVED AREAS SHALL BE REMOVED AND PLACED ON GRASSED OR PERVIOUS AREAS IF FEASIBLE.
4. IF A DE–ICING COMPOUND IS REQUIRED ON PAVED PARKING AREAS, A CALCIUM MAGNESIUM ACETATE ($CaCl_2$) SHOULD BE USED.

LEGEND

⊡	BOUND FOUND	Ⓦ	WATER MANHOLE
○	IRON ROD FOUND	Ⓒ	CABLE TELEVISION MANHOLE
◉	DRILL HOLE FOUND	○ M.H.	MANHOLE – UNKNOWN TYPE
—o—o—	CHAIN LINK FENCE	□ B.W.S.C.	SANITARY SEWER METAL COVER
—o—o—	STOCKADE FENCE	⊞ C.B.	CATCH BASINS
—— S ——	SANITARY SEWER	U.U.P.	UTILITY POLE
—— D ——	DRAIN LINE		TROLLEY POLE
—— W ——	WATER LINE	☼ L.P.	LIGHT POLE
—— G ——	GAS LINE	▭ E.H.H.	ELECTRIC HANDHOLE
—— E ——	ELECTRIC LINE	○ W.G.	WATER GATE
—— T ——	TELEPHONE LINE	□ B.W.W.	WATER VALVE
— CATV —	CABLE TELEVISION LINE	◀	WATER SPRINKLER HEAD
····· OHW ·····	OVERHEAD WIRES	○ G.G.	GAS GATE
Ⓢ	SANITARY MANHOLE	—▽—	SIGN
Ⓓ	DRAIN MANHOLE	T.W.	TOP OF WALL
Ⓔ	ELECTRIC MANHOLE	B.W.	BOTTOM OF WALL
Ⓣ	TELEPHONE MANHOLE	E.P.	EDGE OF PAVEMENT
	TEST PIT		

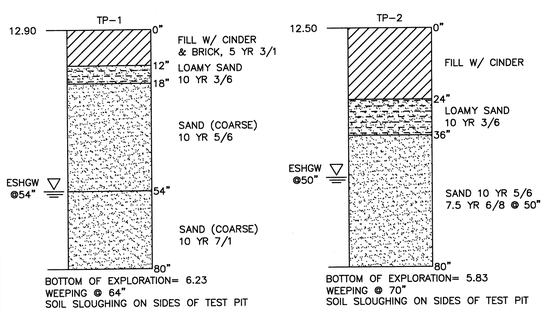

NOTES:

1. ESHGW=ESTIMAGED SEASONAL HIGH GROUNDWATER
2. ALL TESTS CONDUCTED ON 11–4–2011
3. TESTS CONDUCTED BY DESIGN CONSULTANTS, INC.

SOIL TESTS

NOT TO SCALE

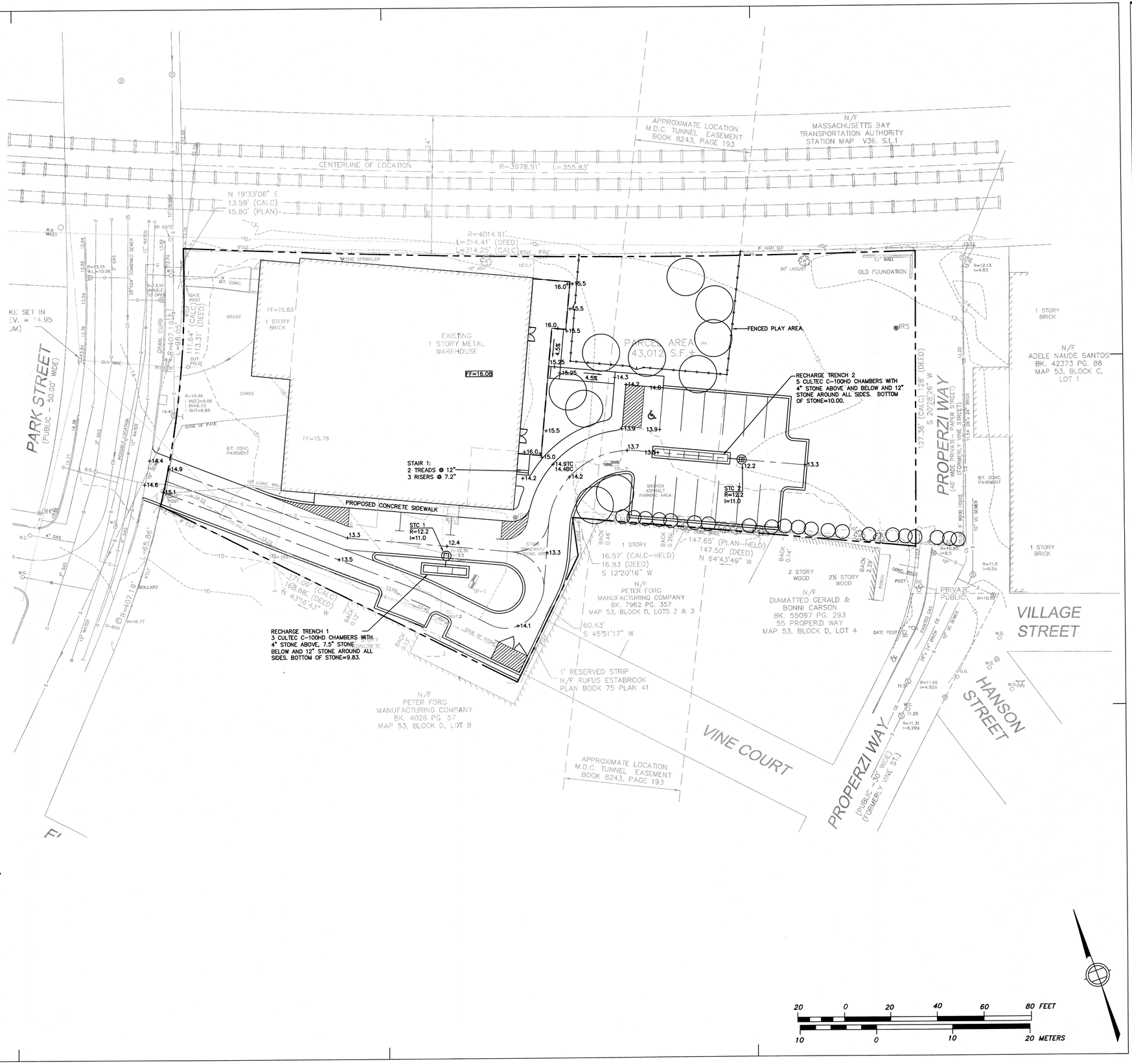

BIGELOW CO-OP DAYCARE

44 PARK ST., SOMERVILLE MA 02143

BROWN FENOLLOSA ARCHITECTS INC
197 Broadway Arlington MA 02474
P 781 641 9500 info@brownfenollosa.com

Structural Engineer:
Webb Structural Services
291 Pearl Street
Reading MA 01867
p_617.512.2739

Civil Engineer:
Design Consultants, Inc
120 Middlesex Ave, Suite 20
Somerville MA 02145
p_617.776.3350

Mechanical Engineer:
Shekar & Assoc. Inc
775 Pleasant St., #14
East Weymouth, MA 02189
p_781.337.8347

COMMONWEALTH OF MASSACHUSETTS WAYNE A. KEFNER CIVIL No. 41313 REGISTERED PROFESSIONAL ENGINEER

Rev.:	Date:	Remarks:
1	11.09.11	Rev. Drainage

Grading, Drainage and Utilities Plan

Date :	11.01.11
Scale :	AS NOTED
Project Number :	2011–094
Drawn by :	WAK

C4.0

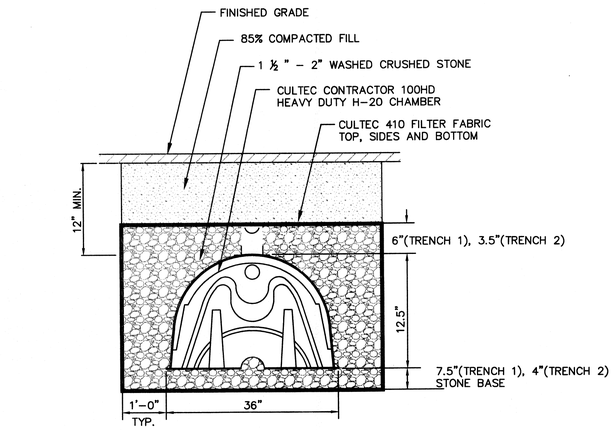

CULTEC C–100HD STORMWATER RECHARGE TRENCH

NOT TO SCALE

STC 450i Precast Concrete Stormceptor®
(450 U.S. Gallon Capacity)

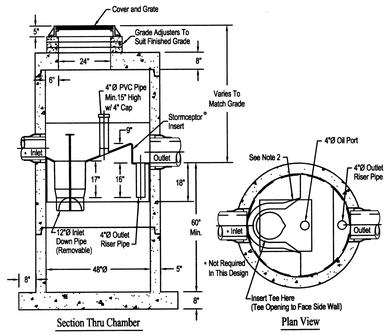

Notes:
1. The Use Of Flexible Connection is Recommended at The Inlet and Outlet Where Applicable.
2. The Cover Should be Positioned Over The Inlet Drop Pipe and The Oil Port.
3. The Stormceptor System is protected by one or more of the following U.S. Patents: #4985148, #5498331, #5725760, #5753115, #5849181, #6068765, #6371690.
4. Contact a Concrete Pipe Division representative for further details not listed on this drawing.

RINKER STORMCEPTOR SC450i

NOT TO SCALE

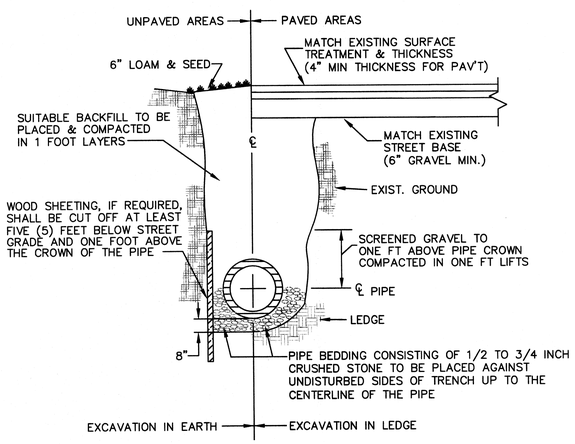

TRENCH EXCAVATION

NOT TO SCALE

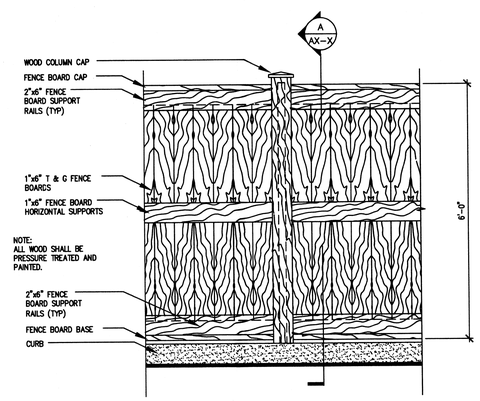

FENCE FOR SUMPSTER ENCLOSURE

NOT TO SCALE

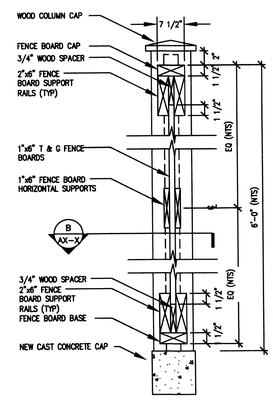

NOTES:

ALL WOOD SHALL BE PRESSURE TREATED
OR NATURALLY DECAY RESISTANT.

FENCE SECTION "A"

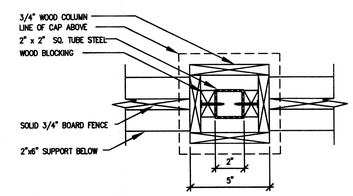

FENCE COLUMN SECTION "B"
SCALE: 3"=1'-0"

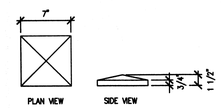

FENCE COLUMN CAP

BIGELOW CO-OP DAYCARE

44 PARK ST., SOMERVILLE MA 02143

BROWN FENOLLOSA ARCHITECTS INC
197 Broadway Arlington MA 02474
P 781 641 9500 info@brownfenollosa.com

Structural Engineer:
Webb Structural Services
291 Pearl Street
Reading MA 01867
p_617.512.2739

Civil Engineer:
Design Consultants, Inc
120 Middlesex Ave, Suite 20
Somerville MA 02145
p_617.776.3350

Mechanical Engineer:
Shekar & Assoc. Inc
775 Pleasant St., #14
East Weymouth, MA 02189
p_781.337.8347

COMMONWEALTH OF MASSACHUSETTS
WAYNE A. KEEFNER
CIVIL
No. 41313
REGISTERED PROFESSIONAL ENGINEER
11-9-11

Rev. :	Date :	Remarks :
1 :	11/9/11	ADD FENCE, CHANGE RECHARGE CHAMBER

Site Details

Date :	11.01.11
Scale :	NOT TO SCALE
Project Number :	2011–094
Drawn by :	WAK

C5.0

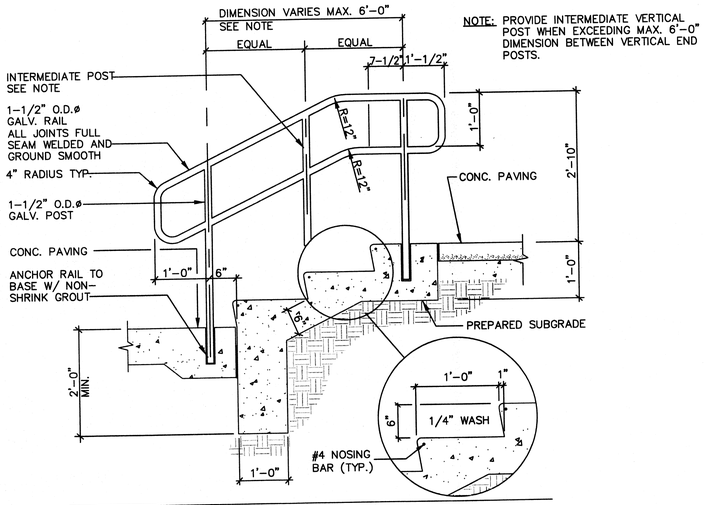

CONCRETE STAIR

NOT TO SCALE

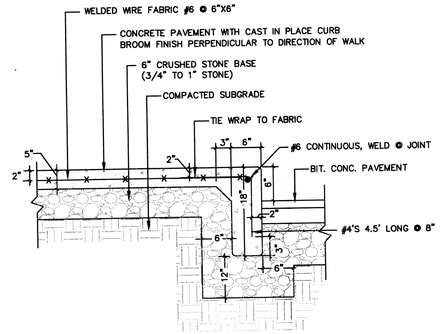

NOTES:

1. PROVIDE ½" CONSTRUCTION CONTROL JOINT WITH PREFORMED EXPANSION MATERIAL EVERY 10'-0" O.C. MAX.
2. PROVIDE A TOOLED DUMMY JOINT ¼"W x ½"D AS NEEDED TO PROVIDE SYMMETRY.
3. f'c=4,000 psi; fy=60,000 psi

CEMENT CONCRETE SIDEWALK WITH CAST IN PLACE CURB

NOT TO SCALE

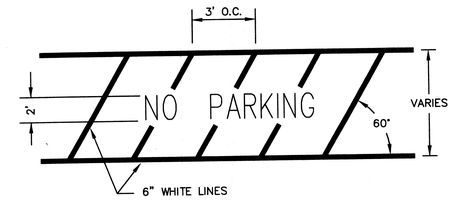

NOTE

1. FIELD ENGINEER TO DETERMINE FINAL DIMENSIONS.

NO PARKING ZONE STRIPING

NOT TO SCALE

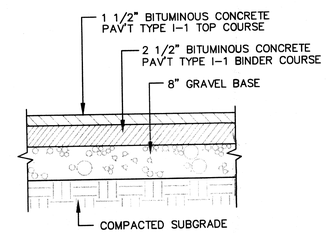

BITUMINOUS CONCRETE PAVEMENT

NOT TO SCALE

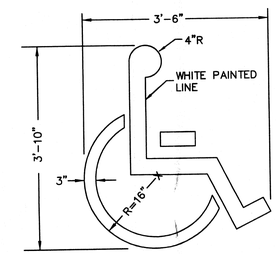

PAINTED HANDICAP SYMBOL

NOT TO SCALE

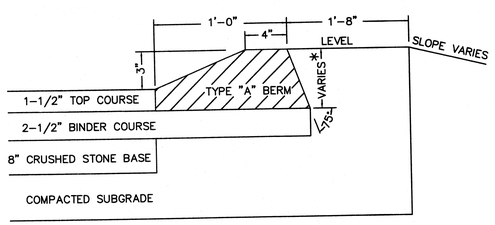

NOTES:

* THIS DIMENSION VARIES WITH THE THICKNESS OF THE TOP COURSE AND SLOPE OF SHOULDER

BITUMINUS CONCRETE BERM TYPE "A" (MODIFIED)

NOT TO SCALE

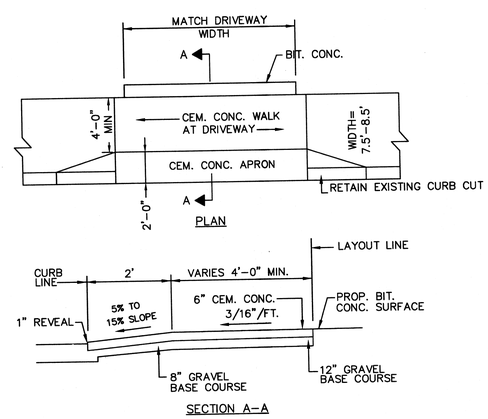

DRIVEWAY APRON CONSTRUCTION

NOT TO SCALE

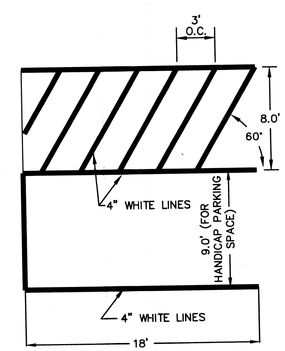

NOTES:

1. FIELD ENGINEER TO DETERMINE FINAL DIMENSIONS.
2. PAVEMENT MARKINGS SHALL BE WHITE REFLECTORIZED PAINT.

HANDICAP ACCESS AISLE LINE STRIPING AND PARKING STALL FOR VAN

NOT TO SCALE

BIGELOW CO-OP DAYCARE

44 PARK ST., SOMERVILLE MA 02143

BROWN FENOLLOSA ARCHITECTS INC
197 Broadway Arlington MA 02474
P 781 641 9500 info@brownfenollosa.com

Structural Engineer:
Webb Structural Services
291 Pearl Street
Reading MA 01867
p_617.512.2739

Civil Engineer:
Design Consultants, Inc
120 Middlesex Ave, Suite 20
Somerville MA 02145
p_617.776.3350

Mechanical Engineer:
Shekar & Assoc. Inc
775 Pleasant St., #14
East Weymouth, MA 02189
p_781.337.8347

COMMONWEALTH OF MASSACHUSETTS
WAYNE A. KEEFNER
CIVIL
No. 41313
REGISTERED PROFESSIONAL ENGINEER
11-9-11

Rev.:	Date:	Remarks:

Site Details

Date :	11.01.11
Scale :	NOT TO SCALE
Project Number :	2011-094
Drawn by :	WAK

C5.1

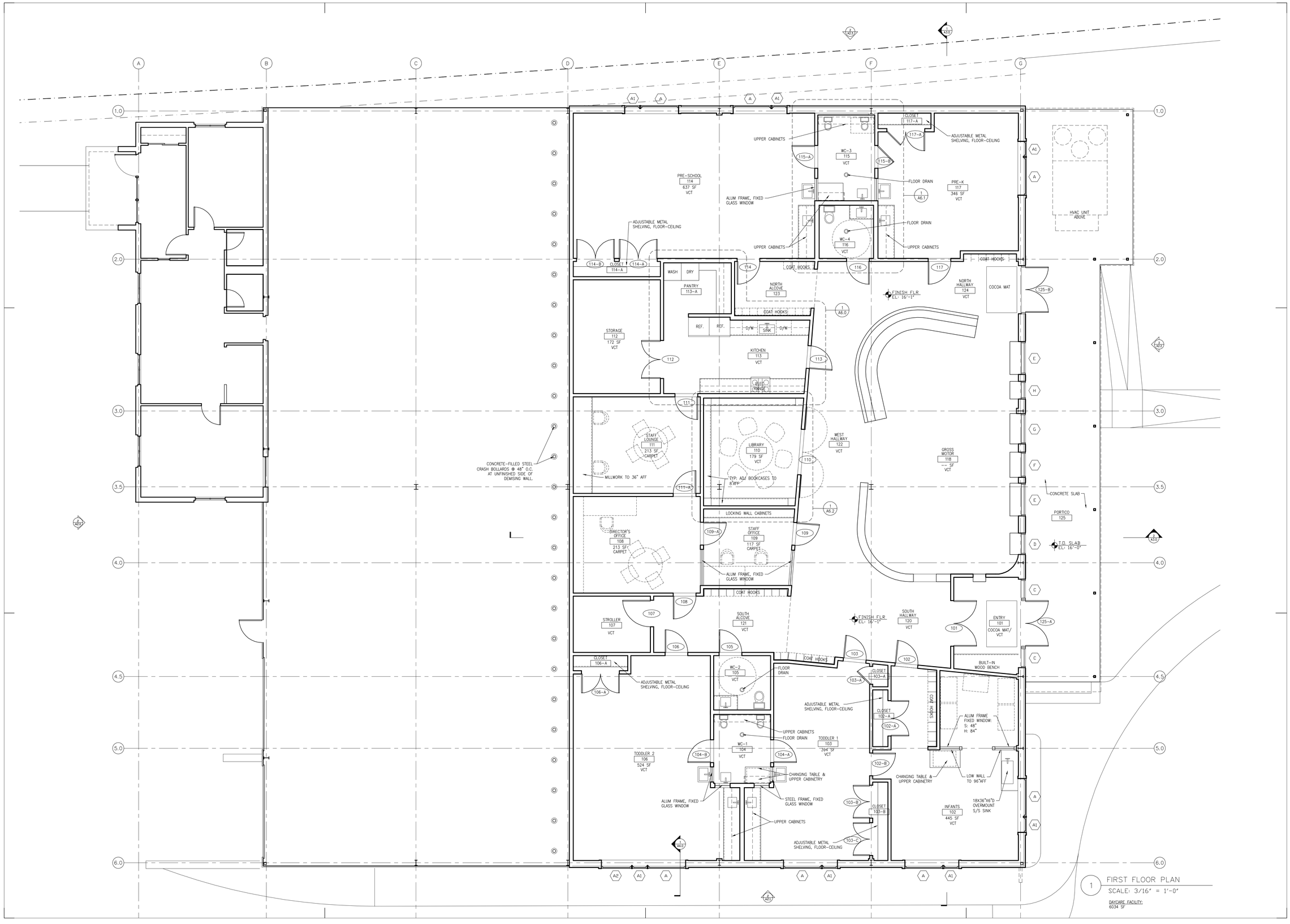

1 FIRST FLOOR PLAN
SCALE: 3/16" = 1'-0"
DAYCARE FACILITY:
6034 SF

BIGELOW CO-OP DAYCARE

44 PARK ST., SOMERVILLE MA 02143

BROWN FENOLLOSA ARCHITECTS INC
197 Broadway Arlington MA 02474
P 781 641 9500 info@brownfenollosa.com

Structural Engineer:
Webb Structural Services
291 Pearl Street
Reading MA 01867
p_617.512.2739

Civil Engineer:
Design Consultants, Inc
120 Middlesex Ave, Suite 20
Somerville MA 02145
p_617.776.3350

Mechanical Engineer:
Shekar & Assoc. Inc
775 Pleasant St., #14
East Weymouth, MA 02189
p_781.337.8347

Rev.:	Date:	Remarks:
ALTERNATE SCHEMATIC	07.21.11	
NEIGHBOR MTG	08.24.11	
PROGRESS SET	10.06.11	
SPECIAL PERMIT APP	11.01.11	

GROUND FLOOR PLAN

Date:	11.01.11
Scale:	AS NOTED
Project Number:	BIG
Drawn by:	ZB,JF,BW,PC

A1.0

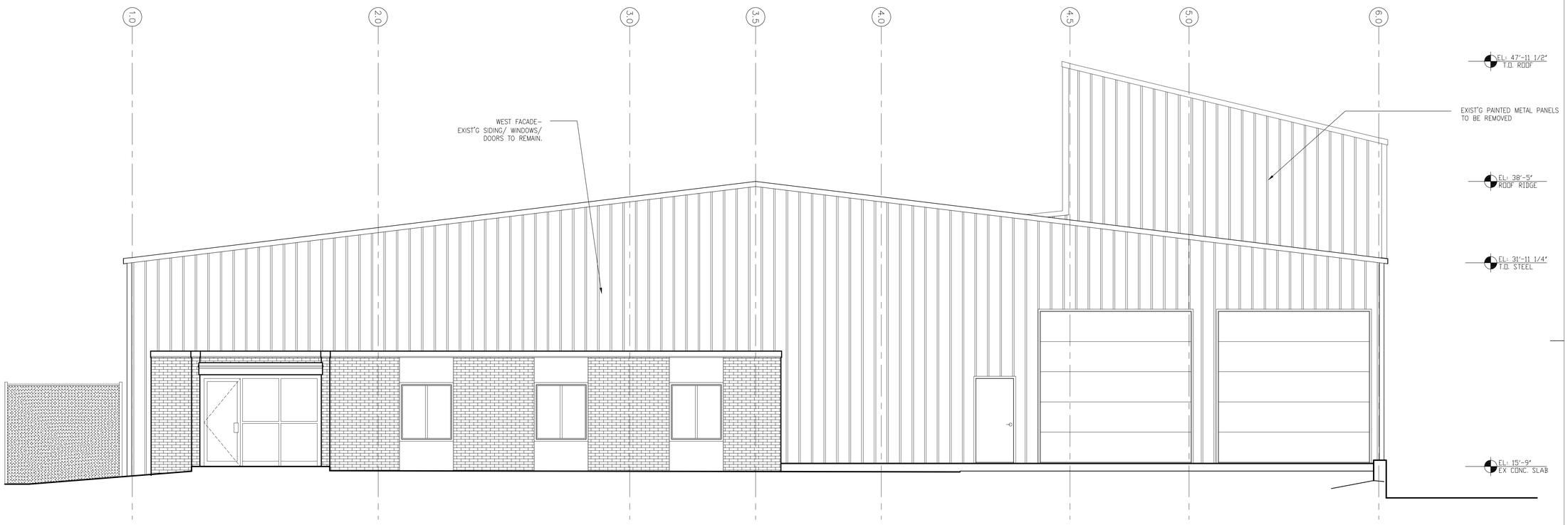

1 EXIST'G WEST ELEVATION
SCALE: 1/4" = 1'-0"

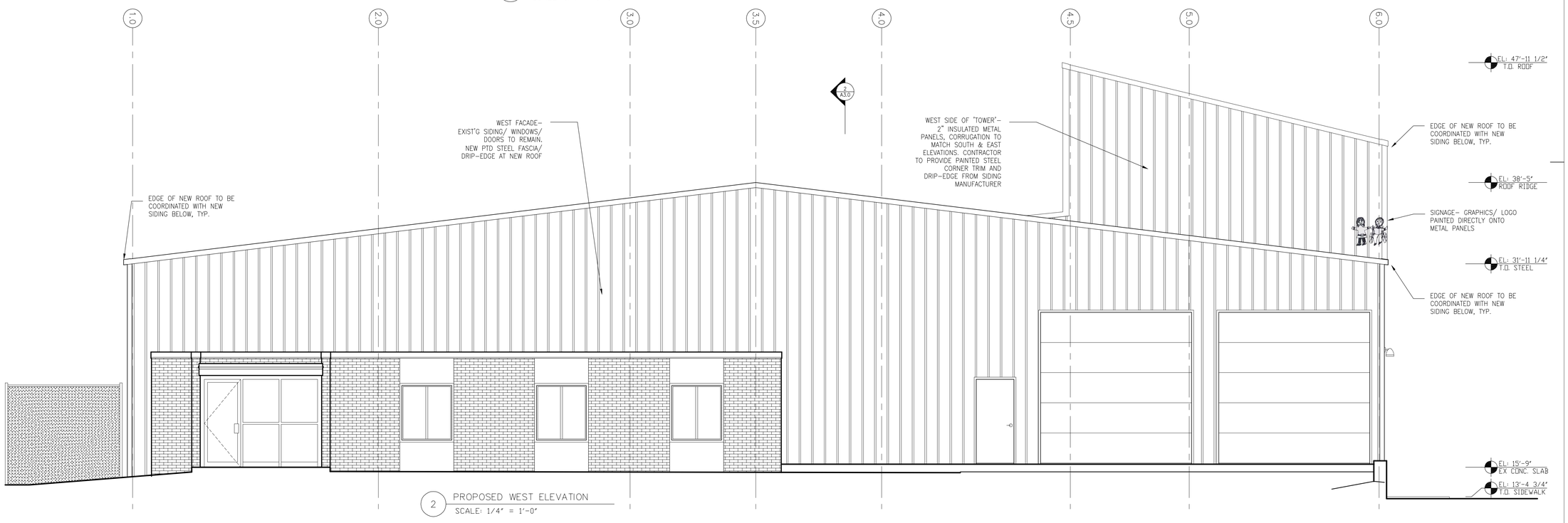

2 PROPOSED WEST ELEVATION
SCALE: 1/4" = 1'-0"

BIGELOW CO-OP DAYCARE

44 PARK ST., SOMERVILLE MA 02143

BROWN FENOLLOSA ARCHITECTS INC
197 Broadway Arlington MA 02474
P 781 641 9500 info@brownfenollosa.com

Structural Engineer:
Webb Structural Services
291 Pearl Street
Reading MA 01867
p_617.512.2739

Civil Engineer:
Design Consultants, Inc
120 Middlesex Ave, Suite 20
Somerville MA 02145
p_617.776.3350

Mechanical Engineer:
Shekar & Assoc. Inc
775 Pleasant St., #14
East Weymouth, MA 02189
p_781.337.8347

Rev.:	Date:	Remarks:
ALTERNATE SCHEMATIC	07.21.11	
NEIGHBOR MTG	08.24.11	
PROGRESS SET	10.06.11	
SPECIAL PERMIT APP	11.01.11	

EXIST'G AND
PROPOSED ELEVATIONS

Date:	11.01.11
Scale:	AS NOTED
Project Number:	BIG
Drawn by:	ZB,JF,BW,PC

A2.0

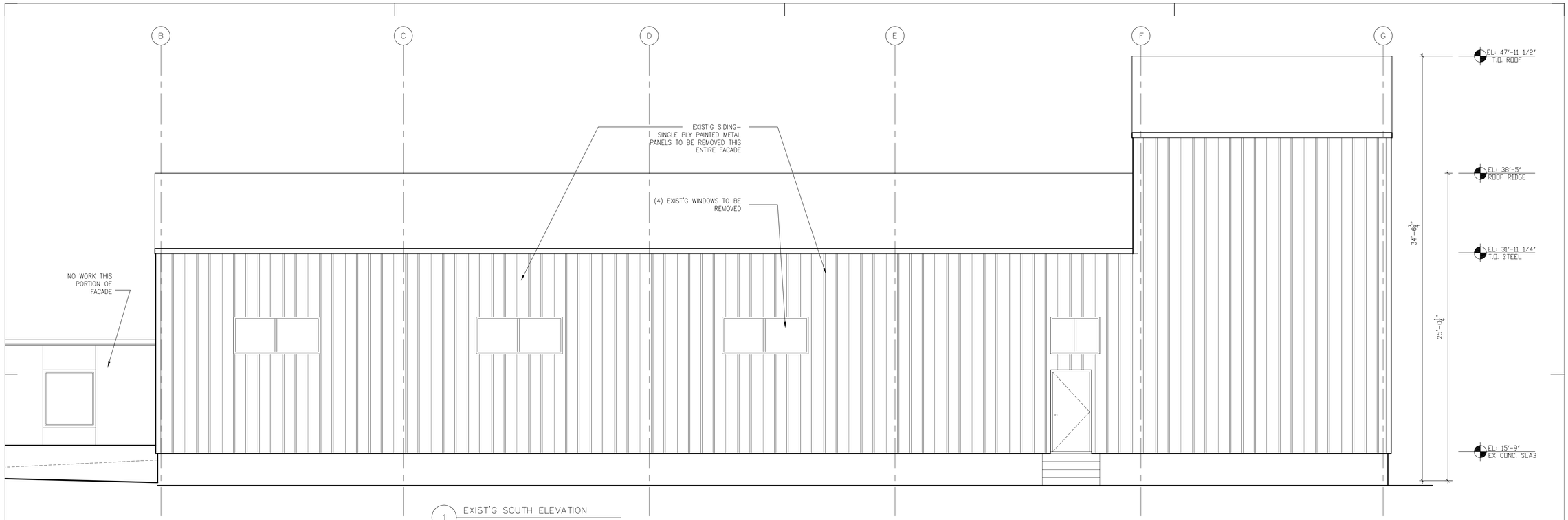

1 EXIST'G SOUTH ELEVATION
SCALE: 1/4" = 1'-0"

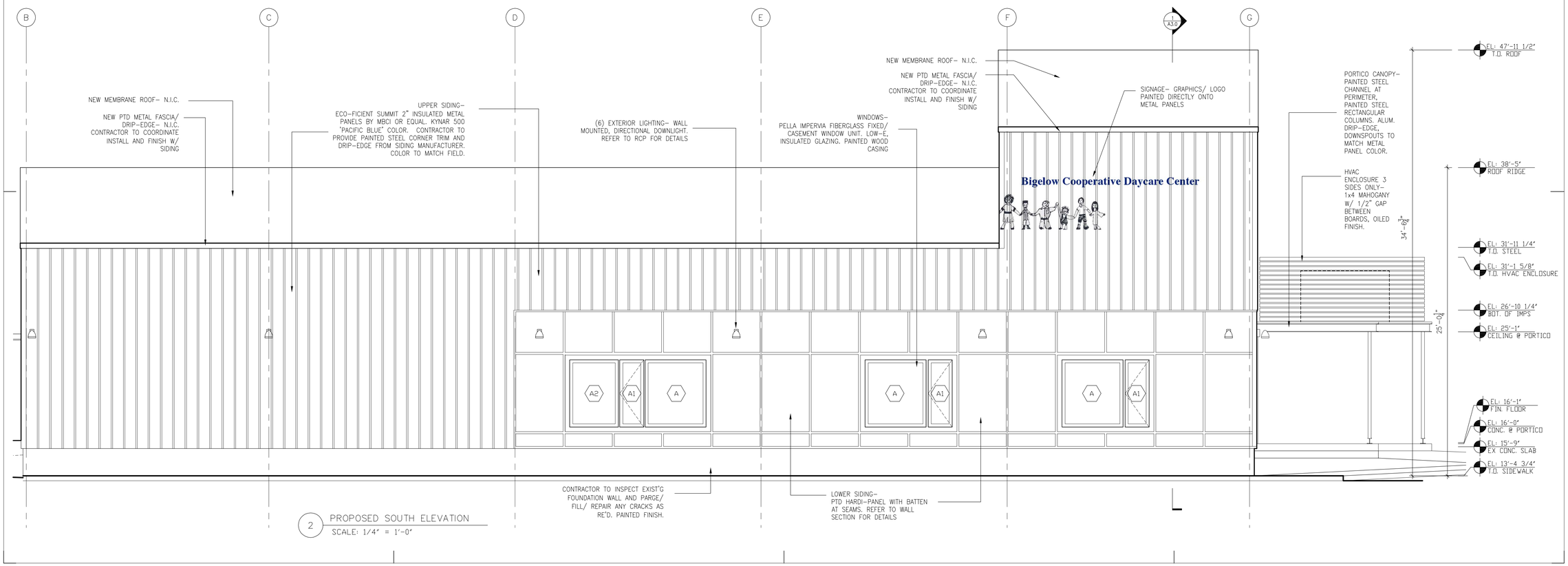

2 PROPOSED SOUTH ELEVATION
SCALE: 1/4" = 1'-0"

BIGELOW CO-OP DAYCARE

44 PARK ST., SOMERVILLE MA 02143

BROWN FENOLLOSA ARCHITECTS INC
197 Broadway Arlington MA 02474
P 781 641 9500 info@brownfenollosa.com

Structural Engineer:
Webb Structural Services
291 Pearl Street
Reading MA 01867
p_617.512.2739

Civil Engineer:
Design Consultants, Inc
120 Middlesex Ave, Suite 20
Somerville MA 02145
p_617.776.3350

Mechanical Engineer:
Shekar & Assoc. Inc
775 Pleasant St., #14
East Weymouth, MA 02189
p_781.337.8347

Rev.:	Date:	Remarks:
ALTERNATE SCHEMATIC	07.21.11	
NEIGHBOR MTG	08.24.11	
PROGRESS SET	10.06.11	
SPECIAL PERMIT APP	11.01.11	

EXIST'G AND PROPOSED ELEVATIONS

Date:	11.01.11
Scale:	AS NOTED
Project Number:	BIG
Drawn by:	ZB,JF,BW,PC

A2.1

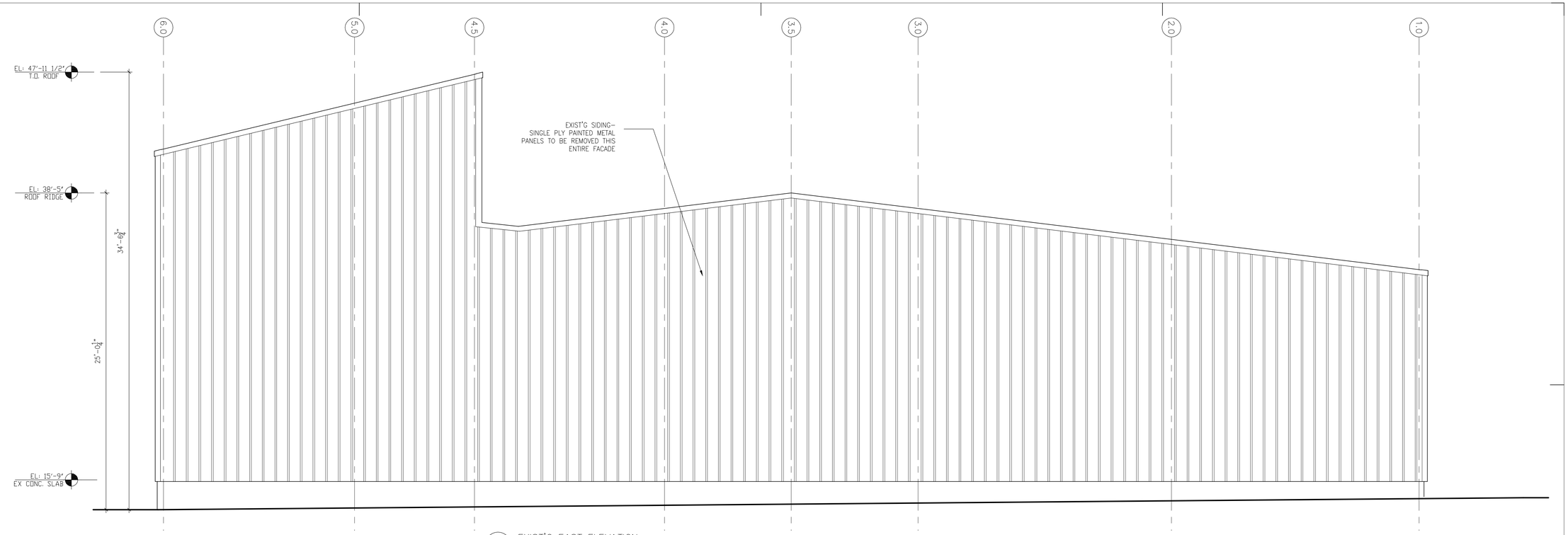

1 EXIST'G EAST ELEVATION
SCALE: 1/4" = 1'-0"

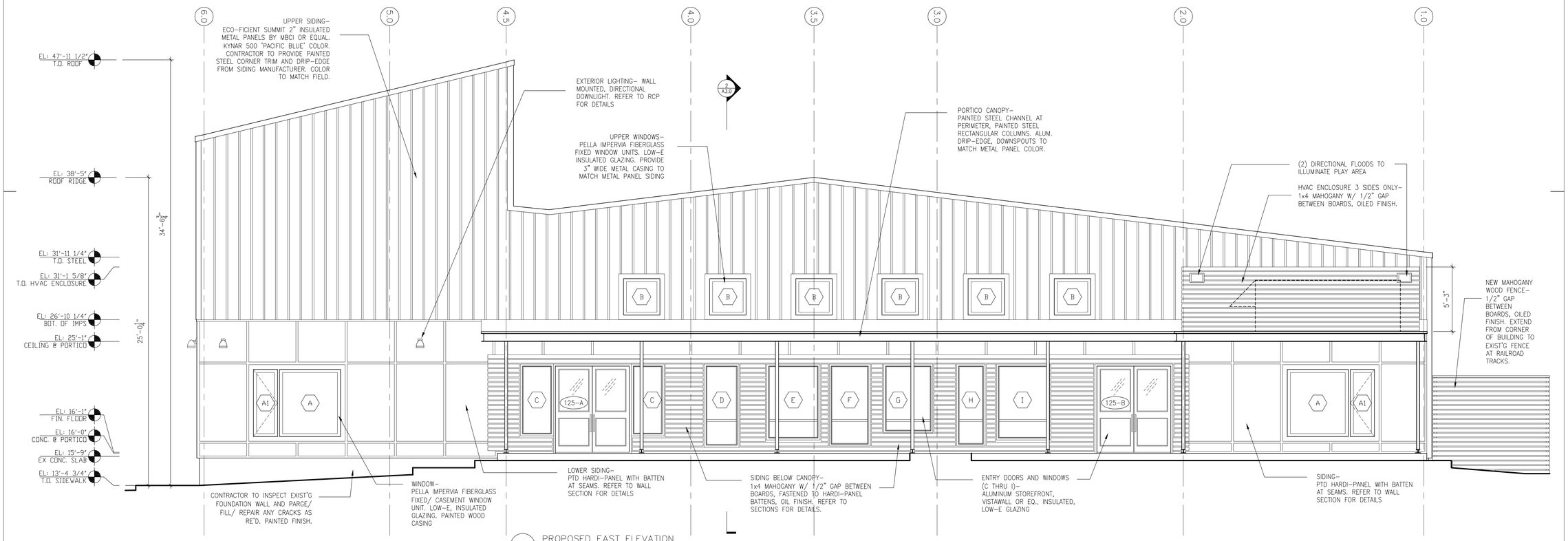

2 PROPOSED EAST ELEVATION
SCALE: 1/4" = 1'-0"

BIGELOW CO-OP DAYCARE

44 PARK ST., SOMERVILLE MA 02143

BROWN FENOLLOSA ARCHITECTS INC
197 Broadway Arlington MA 02474
P 781 641 9500 info@brownfenollosa.com

Structural Engineer:
Webb Structural Services
291 Pearl Street
Reading MA 01867
p_617.512.2739

Civil Engineer:
Design Consultants, Inc
120 Middlesex Ave, Suite 20
Somerville MA 02145
p_617.776.3350

Mechanical Engineer:
Shekar & Assoc. Inc
775 Pleasant St., #14
East Weymouth, MA 02189
p_781.337.8347

Rev.:	Date:	Remarks:
ALTERNATE SCHEMATIC	07.21.11	
NEIGHBOR MTG	08.24.11	
PROGRESS SET	10.06.11	
SPECIAL PERMIT APP	11.01.11	

EXIST'G AND
PROPOSED ELEVATIONS

Date:	11.01.11
Scale:	AS NOTED
Project Number:	BIG
Drawn by:	ZB,JF,BW,PC

A2.2

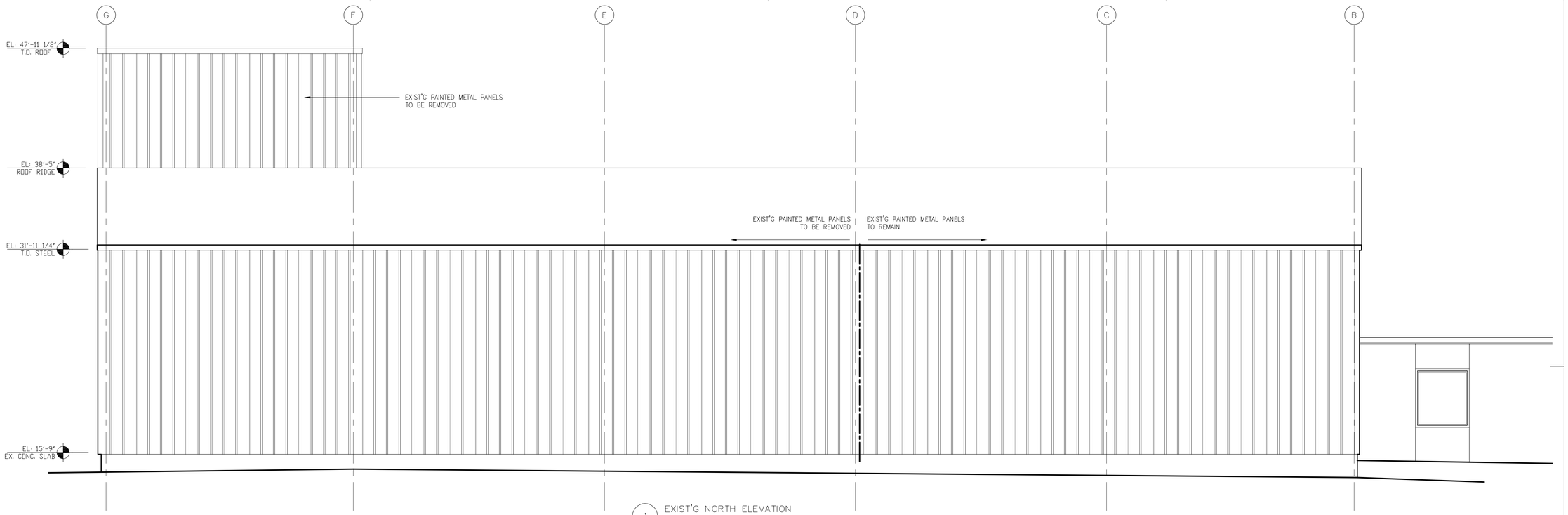

1 EXIST'G NORTH ELEVATION
SCALE: 1/4" = 1'-0"

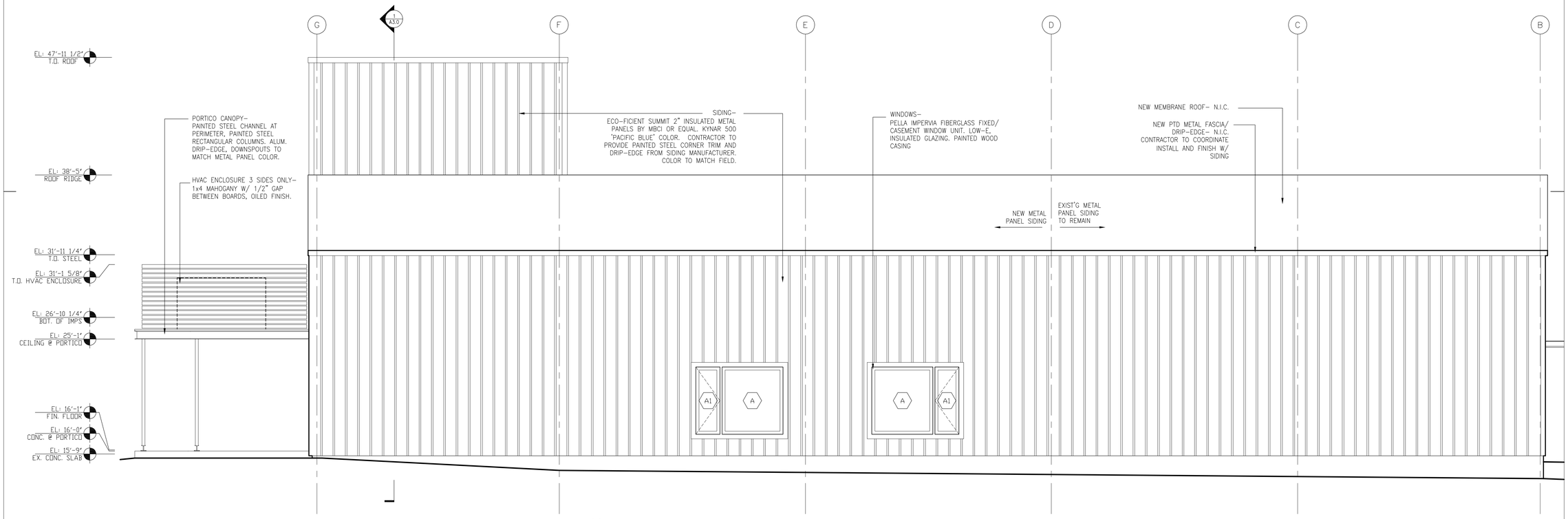

2 PROPOSED NORTH ELEVATION
SCALE: 1/4" = 1'-0"

BIGELOW CO–OP DAYCARE

44 PARK ST., SOMERVILLE MA 02143

BROWN FENOLLOSA ARCHITECTS INC
197 Broadway Arlington MA 02474
P 781 641 9500 info@brownfenollosa.com

Structural Engineer:
Webb Structural Services
291 Pearl Street
Reading MA 01867
p_617.512.2739

Civil Engineer:
Design Consultants, Inc
120 Middlesex Ave, Suite 20
Somerville MA 02145
p_617.776.3350

Mechanical Engineer:
Shekar & Assoc. Inc
775 Pleasant St., #14
East Weymouth, MA 02189
p_781.337.8347

Rev.:	Date:	Remarks:
ALTERNATE SCHEMATIC	07.21.11	
NEIGHBOR MTG	08.24.11	
PROGRESS SET	10.06.11	
SPECIAL PERMIT APP	11.01.11	

EXIST'G AND
PROPOSED ELEVATIONS

Date:	11.01.11
Scale:	AS NOTED
Project Number:	BIG
Drawn by:	ZB,JF,BW,PC

A2.3

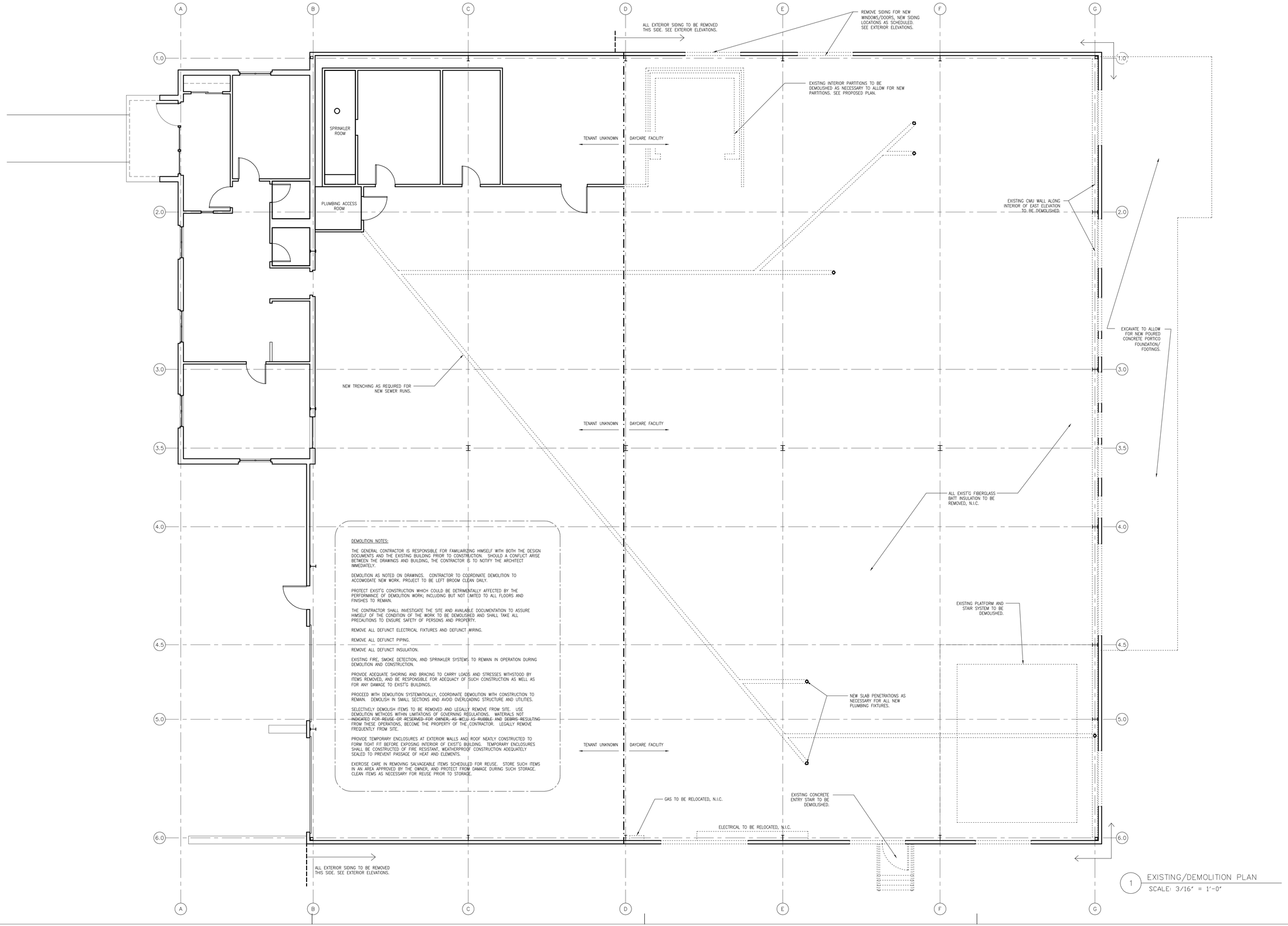

DEMOLITION NOTES:

THE GENERAL CONTRACTOR IS RESPONSIBLE FOR FAMILIARIZING HIMSELF WITH BOTH THE DESIGN DOCUMENTS AND THE EXISTING BUILDING PRIOR TO CONSTRUCTION. SHOULD A CONFLICT ARISE BETWEEN THE DRAWINGS AND BUILDING, THE CONTRACTOR IS TO NOTIFY THE ARCHITECT IMMEDIATELY.

DEMOLITION AS NOTED ON DRAWINGS. CONTRACTOR TO COORDINATE DEMOLITION TO ACCOMODATE NEW WORK. PROJECT TO BE LEFT BROOM CLEAN DAILY.

PROTECT EXIST'G CONSTRUCTION WHICH COULD BE DETRIMENTALLY AFFECTED BY THE PERFORMANCE OF DEMOLITION WORK; INCLUDING BUT NOT LIMITED TO ALL FLOORS AND FINISHES TO REMAIN.

THE CONTRACTOR SHALL INVESTIGATE THE SITE AND AVAILABLE DOCUMENTATION TO ASSURE HIMSELF OF THE CONDITION OF THE WORK TO BE DEMOLISHED AND SHALL TAKE ALL PRECAUTIONS TO ENSURE SAFETY OF PERSONS AND PROPERTY.

REMOVE ALL DEFUNCT ELECTRICAL FIXTURES AND DEFUNCT WIRING.

REMOVE ALL DEFUNCT PIPING.

REMOVE ALL DEFUNCT INSULATION.

EXISTING FIRE, SMOKE DETECTION, AND SPRINKLER SYSTEMS TO REMAIN IN OPERATION DURING DEMOLITION AND CONSTRUCTION.

PROVIDE ADEQUATE SHORING AND BRACING TO CARRY LOADS AND STRESSES WITHSTOOD BY ITEMS REMOVED, AND BE RESPONSIBLE FOR ADEQUACY OF SUCH CONSTRUCTION AS WELL AS FOR ANY DAMAGE TO EXIST'G BUILDINGS.

PROCEED WITH DEMOLITION SYSTEMATICALLY, COORDINATE DEMOLITION WITH CONSTRUCTION TO REMAIN. DEMOLISH IN SMALL SECTIONS AND AVOID OVERLOADING STRUCTURE AND UTILITIES.

SELECTIVELY DEMOLISH ITEMS TO BE REMOVED AND LEGALLY REMOVE FROM SITE. USE DEMOLITION METHODS WITHIN LIMITATIONS OF GOVERNING REGULATIONS. MATERIALS NOT INDICATED FOR REUSE OR RESERVED FOR OWNER, AS WELL AS RUBBLE AND DEBRIS RESULTING FROM THESE OPERATIONS, BECOME THE PROPERTY OF THE CONTRACTOR. LEGALLY REMOVE FREQUENTLY FROM SITE.

PROVIDE TEMPORARY ENCLOSURES AT EXTERIOR WALLS AND ROOF NEATLY CONSTRUCTED TO FORM TIGHT FIT BEFORE EXPOSING INTERIOR OF EXIST'G BUILDING. TEMPORARY ENCLOSURES SHALL BE CONSTRUCTED OF FIRE RESISTANT, WEATHERPROOF CONSTRUCTION ADEQUATELY SEALED TO PREVENT PASSAGE OF HEAT AND ELEMENTS.

EXERCISE CARE IN REMOVING SALVAGEABLE ITEMS SCHEDULED FOR REUSE. STORE SUCH ITEMS IN AN AREA APPROVED BY THE OWNER, AND PROTECT FROM DAMAGE DURING SUCH STORAGE. CLEAN ITEMS AS NECESSARY FOR REUSE PRIOR TO STORAGE.

1 EXISTING/DEMOLITION PLAN
SCALE: 3/16" = 1'-0"

BIGELOW CO-OP DAYCARE

44 PARK ST., SOMERVILLE MA 02143

BROWN FENOLLOSA ARCHITECTS INC
197 Broadway Arlington MA 02474
P 781 641 9500 info@brownfenollosa.com

Structural Engineer:
Webb Structural Services
291 Pearl Street
Reading MA 01867
p_617.512.2739

Civil Engineer:
Design Consultants, Inc
120 Middlesex Ave, Suite 20
Somerville MA 02145
p_617.776.3350

Mechanical Engineer:
Shekar & Assoc. Inc
775 Pleasant St., #14
East Weymouth, MA 02189
p_781.337.8347

Rev.:	Date:	Remarks:
ALTERNATE SCHEMATIC	07.21.11	
NEIGHBOR MTG	08.24.11	
PROGRESS SET	10.06.11	
SPECIAL PERMIT APP	11.01.11	

EXISTING/DEMOLITION PLAN

Date:	11.01.11
Scale:	AS NOTED
Project Number:	BIG
Drawn by:	ZB,JF,BW,PC

D1.0