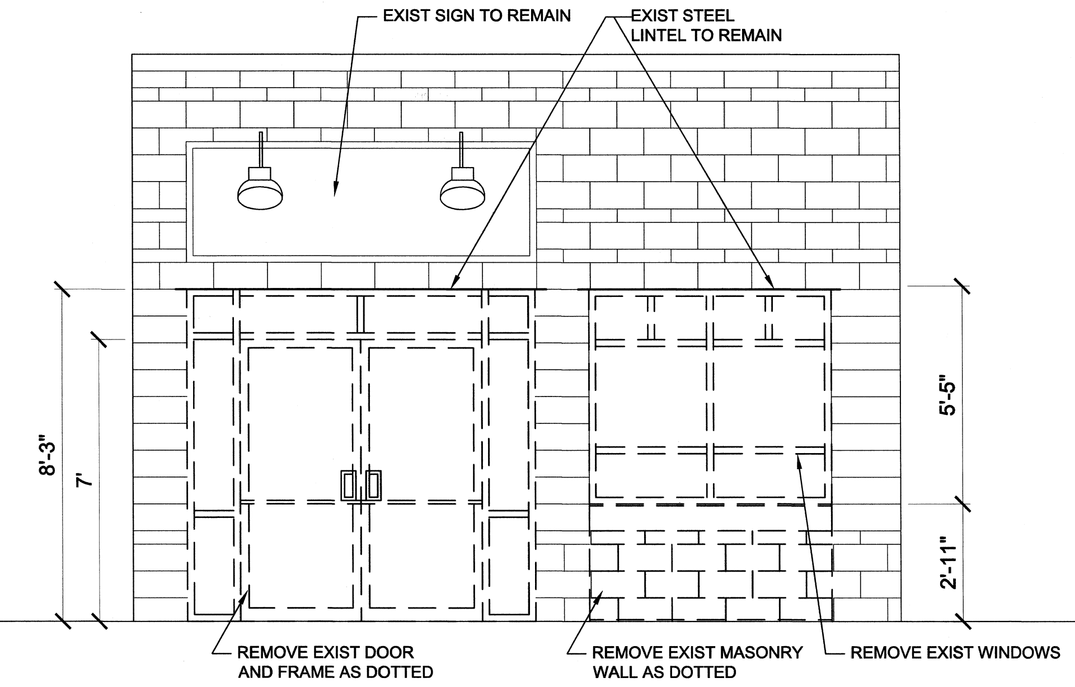

1 EXIST / DEMO ELEVATION
3/8" = 1'-0"

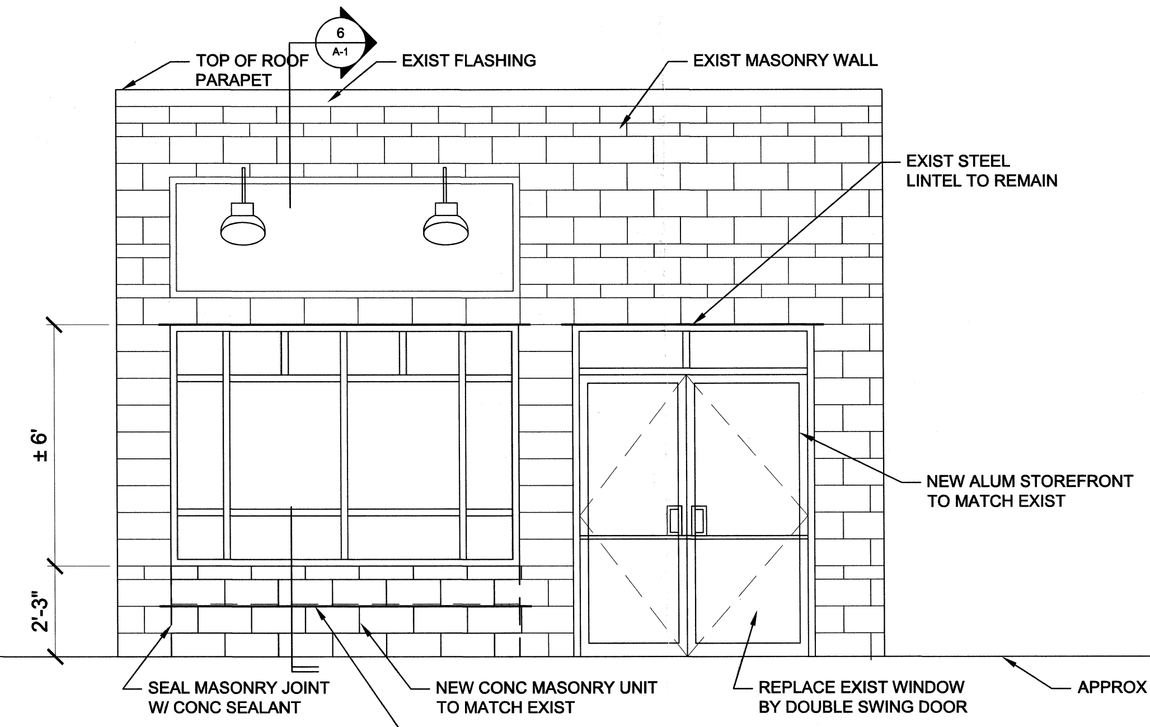

2 PROPOSED ELEVATION
3/8" = 1'-0"

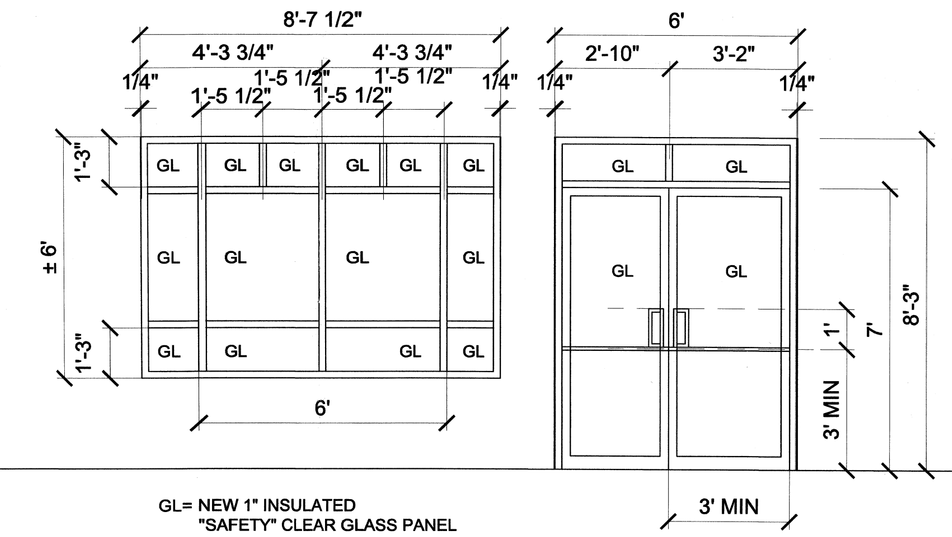

3 DOOR / WINDOW DETAILS
3/8" = 1'-0"

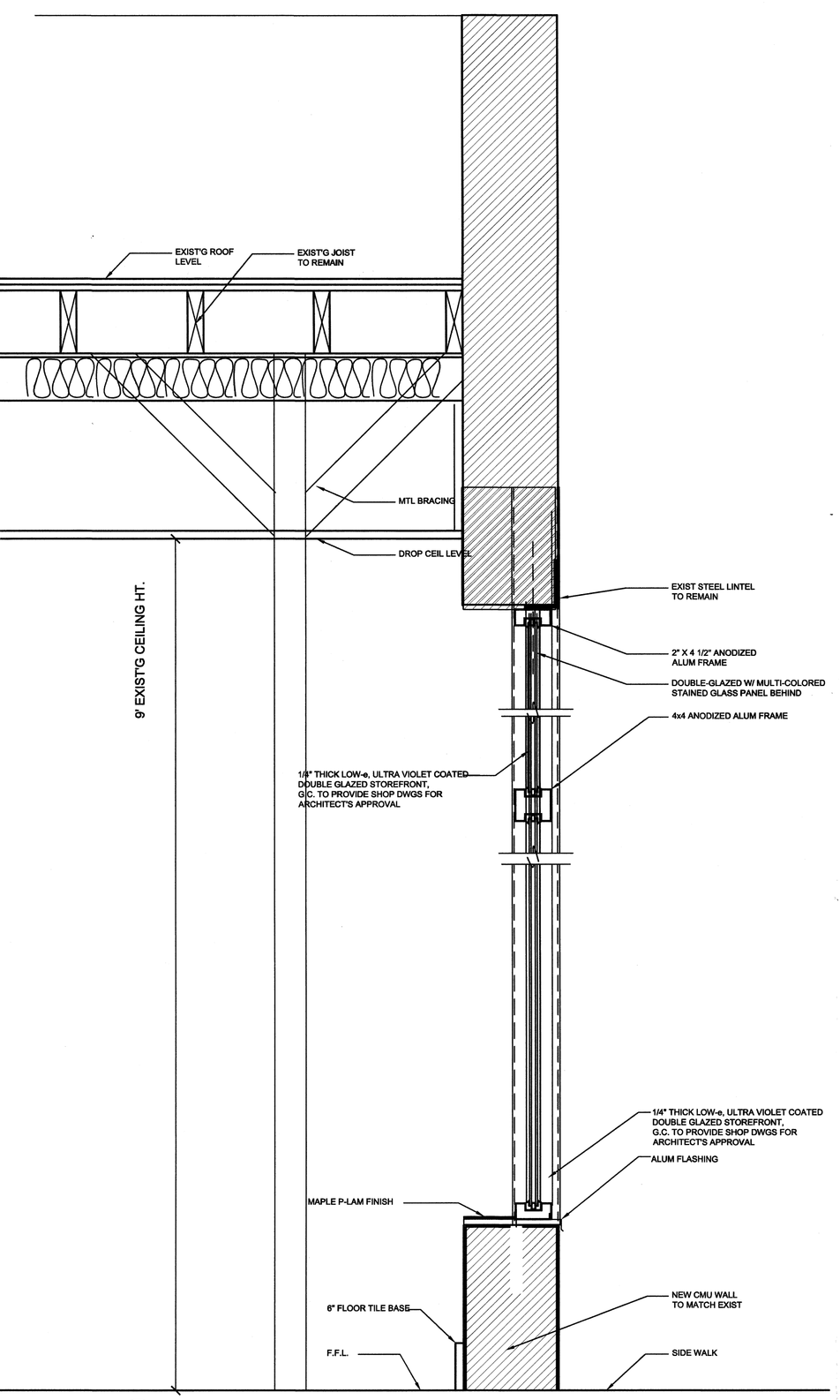

6 WALL SECTION
1" = 1'-0"

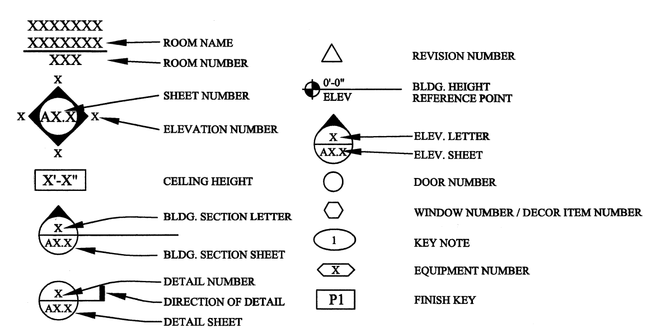

CODE ANALYSIS

BUILDING SQUARE FOOTAGE: 2798 S.F. UNCHANGED
USE GROUP: ASSEMBLY-DRY CLEANING / LAUNDROMAT
STORIES: 1
CONSTRUCTION TYPE: CMU
SPRINKLER: NO

1008.0-ACTUAL OCCUPANCY LOAD:
THERE ARE NO SEATING INSIDE.

1008.1.3 - OCCUPANCY LOAD (NUMBER BY COMBINATION)

STAFF: 2 PERSONS
BATHROOM = 1 PERSON

TOTAL OCCUPANCY= 3 PERSONS

1009.0-EGRESS CAPACITY:
MAX. OCCUPANTS = 3
DOORS: 3 X .2"/PERSON= 0.6"<36" (PROPOSED DOOR WIDTH)

1010.2 - EXITS, 3404.5 NUMBER OF MEANS OF EGRESS
THERE WILL BE TWO EXITS PROVIDED

1006.5 - LENGTH OF TRAVEL
THE LENGTH OF TRAVEL IS ALWAYS LESS THAN THE REQUIRED 200' FOR AN UNSPRINKLED GROUP-A USE BUILDING.

807.1 DECORATIVE MATERIAL RESTRICTIONS:
FLAME RESISTANT: THE PERMISSIBLE AMOUNT OF FLAME RESISTANT DECORATIVE HANGINGS SHALL NOT EXCEED 10% OF THE WALL AND CEILING AREA
(SAMPLE AND SPECS TO BE SUBMITTED FOR BLDG DEPT'S APPROVAL PRIOR TO INSTALLATION)

PARKING: THERE ARE STREET PARKING IN FRONT OF THE BUILDING

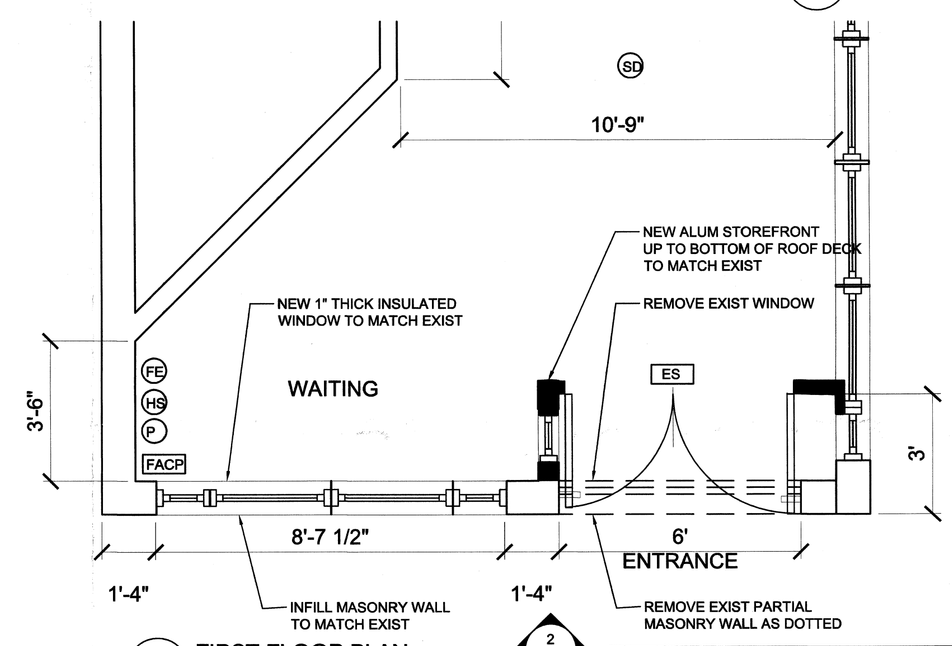

4 FIRST FLOOR PLAN
3/8" = 1'-0"

LEGENDS:
EXIST WALL TO REMAIN
NEW ALUM STOREFRONT TO MATCH EXIST

LEGEND:

SD	EXIST HARD WIRE PHOTOELECTRIC SMOKE DETECTOR
HD	EXIST HARD WIRE HEAT DETECTOR, MODEL # 284B
HS	EXIST HORN STROBE
EX	EXIST EXIT SIGN WITH BATTERY BACKUP
EM	EXIST EMERGENCY LIGHT WITH BATTERY BACKUP
	NEW TRACK LIGHT BLACK COLOR
	EXIST RECESSED LIGHT TO REMAIN
S	EXIST CEILING MOUNTED SPEAKERS
	EXIST UTILITY LIGHT AT EXHAUST HOOD W/ GLASS SHIELDS
FAP	EXIST FIRE ALARM SYSTEM, REFER TO MANUFACTURER'S SPEC
KB	EXIST KNOX BOX, REFER TO SPEC FOR MOUNTING HEIGHT
EB	EXIST EXTERIOR BEACON
P	EXIST FIRE ALARM BG-12 MANUAL PULL STATION
CCTV	CLOSE CIRCUIT TV, BY OWNER

GENERAL NOTES

1 DUE TO THE NATURE OF THE WORK, THE CONTRACTOR SHALL VERIFY EXISTING DIMENSIONS AND REPORTS TO ARCHITECT ANY DIMENSIONAL CHANGES. FAILURE TO COMPLY WILL NOT ALLOW FOR ANY CHANGES BY THE G.C.

2 INFORMATION REGARDING THE PROJECT CONDITIONS HAVE BEEN TAKEN FIELD OBSERVATIONS. THE CONTRACTOR SHALL VERIFY EXISTING CONDITIONS BEFORE COMPLETION OF BID STAGE, INCLUDING ABOVE CEILING, BELOW SLAB, WALL COMPOSITION AND UTILITIES, AND SHALL NOTIFY THE ARCHITECT OF ANY DISCREPANCIES BETWEEN PLANS, SPECS, AND EXISTING CONDITIONS.

3 GUARANTEE +/- ALL MATERIALS AND WORKMANSHIP SHALL BE GUARANTEED FOR A PERIOD OF ONE YEAR FROM THE DATE OF FINAL ACCEPTANCE UNLESS SPECIFIED OTHERWISE FOR A LONGER PERIOD OF TIME ON A CERTAIN ITEM.

4 EQUIPMENT SUPPLIED BY OWNER AND INSTALLED BY G.C. - EQUIPMENT INFORMATION AND SPECIFICATIONS ARE THE MOST CURRENT AVAILABLE AT THE TIME OF PREPERATION OF THE DRAWINGS. CONTRACTOR SHALL BE RESPONSIBLE FOR VERIFYING WITH OWNER THE EXACT DIMENSIONS AND EQUIPMENT CONNECTION REQUIREMENTS (INCLUDING ELECTRICAL CIRCUIT REQUIREMENTS) OF EQUIPMENT TO BE SUPPLIED. G.C. TO MAKE ALL FINAL CONNECTIONS AS NOTED ON THE DRAWINGS, INSTALL, SET UP IN WORKING ORDER, CHECK WARRENTIES, TEST, AND NOT VOID WARRENTIES. G.C. SHALL COORDINATE WITH OWNER DELIVERY, STORAGE, AND INSTALLATION OF ALL OWNER SUPPLIED EQUIPMENT. G.C. TO STORE EQUIPMENT IF REQUESTED UNTIL INSTALLATION.

5 SEE SPECS AND DRAWINGS FOR OTHER OWNER SUPPLIED/ CONTRACTOR INSTALLED ITEMS.

6 ALL INTERIOR FINISHES TO COMPLY WITH FIRE RESISTENCE RATINGS REQUIRED BY MASSACHUSETTS STATE BUILDING CODE SMR 780.

7 CONTRACTOR TO CONFIRM THAT MATERIAL AND FINISHES SPECIFIED OR ITS FABRICATION OR INSTALLATION WILL NOT RELEASE FUMES DURING CONSTRUCTION WHICH MAY BE A HAZARD OR NUISANCE TO OWNER AND NEIGHBORS.

8 ALL WORK SHALL COMPLY WITH THE MASSACHUSETTS STATE BUILDING CODE SMR 780.

9 INSURANCE COMPANY'S APPROVAL REQUIRED FOR FIRE PROTECTION ITEMS.

10 ALL MATERIALS USED FOR THE CONSTRUCTION OF THIS PROJECT, WHETHER BUILDING MATERIALS OR APPURTENANCES, SHALL BE NON-ASBESTOS CONTAINING MATERIALS.

11 GENERAL CONTRACTOR SHALL OBTAIN AND PAY FOR ANY BUILDING PERMITS REQUIRED AND CARRY INSURANCE COVERAGES REQUIRED

12 ALL SHOP DRAWINGS (MILLWORK, STEEL, AND SIGNAGE, ETC.) TO BE SUBMITTED TO ARCHITECT FOR APPROVAL. ALL SAMPLES (PAINT, STAINLESS STEEL, WALLCOVERING, LAMINATE, & SOLID SURFACE MATERIALS, ETC.) TO BE SUBMITTED TO ARCHITECT FOR APPROVAL.

13 CONTRACTOR MUST COORDINATE WITH OWNER ON ALL ACTIVITIES, INCLUDING UTILITIES SHUT DOWN OR MODIFIED. WORK MUST NOT INTERFERE WITH EXISTING SMOKE DETECTORS, AND ALARMS.

14 DO NOT SCALE OFF DRAWINGS. TAKE DIMENSIONS FROM LARGE SCALE DETAILS AND WRITTEN DIMENSIONS AND NOTES.

15 SEAL AND CAULK AROUND ALL PENETRATIONS, CRACKS AND CREVICES, AND ANY OTHER OPENINGS CAPABLE OF HARBORING INSECTS OR RODENTS.

16 WHEN DISCREPANCY ISSUES EXIST, CONTRACTOR SHALL INFORM ARCHITECT IN A TIMELY MANNER SO THAT THE ARCHITECT CAN WORK WITH THE CONTRACTOR IN FIELD TO RESOLVE THESE DISCREPANCIES.

17 ARCHITECT ACCEPTS NO RESPONSIBILITY FOR UNAUTHORIZED REPRODUCTION OR UNAUTHORIZED USE OF THIS DOCUMENT.

18 ALL WORK MUST MEET THE STANDARDS OF THE MASSACHUSETTS BUILDING CODES AND THE REQUIREMENTS OF THE CITY OF SOMERVILLE

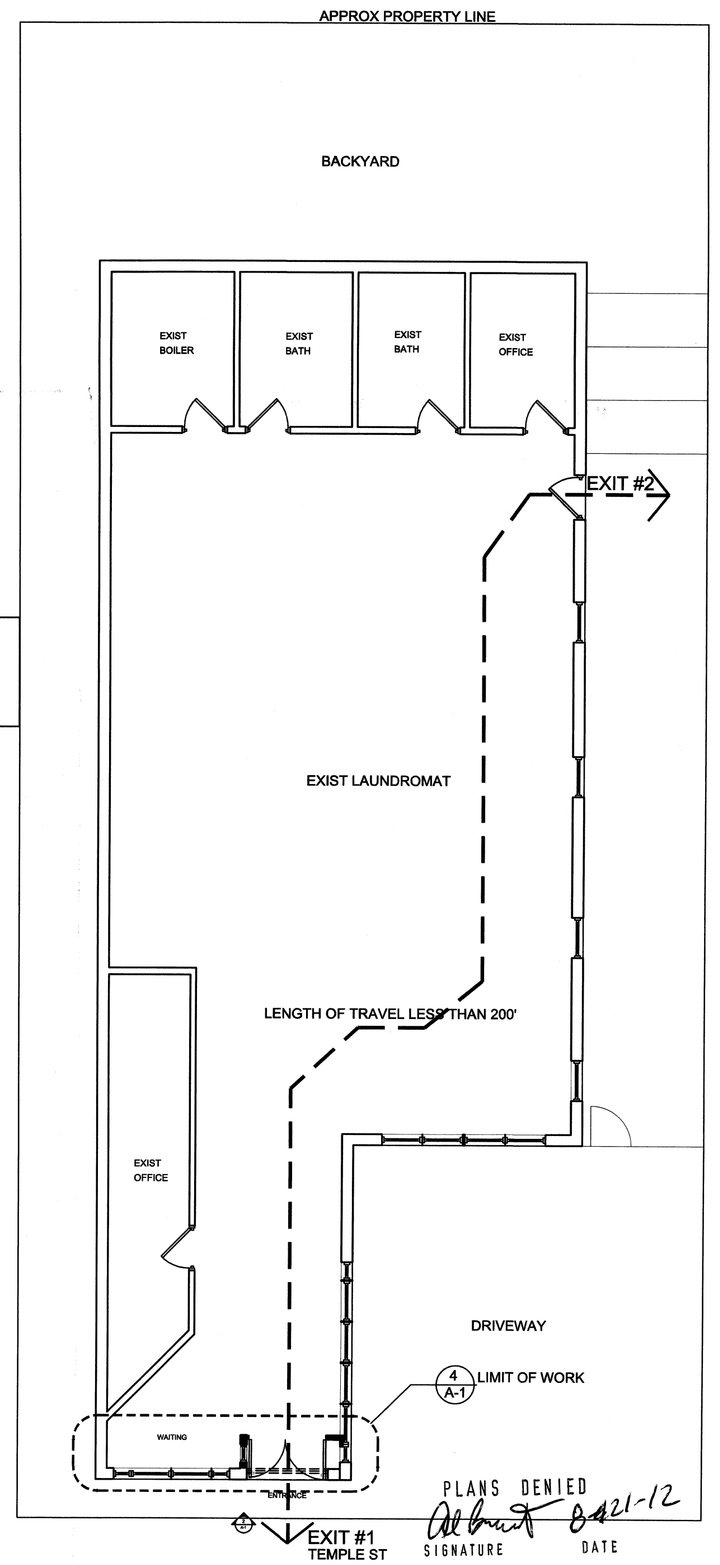

PLANS DENIED
SIGNATURE
DATE 8-21-12

5 SITE PLAN
1/8" = 1'-0"

ARCHITECT:
BARNETT B. BERLINER ASSOCIATES INC.
265 SAINT PAUL STREET
BROOKLINE MA 02446
PHONE: 617 697 0494

STAMPED BY:

REGISTERED ARCHITECT BARNETT B. BERLINER No. 1300 BOSTON MASS. COMMONWEALTH OF MASSACHUSETTS

INSPECTIONAL SERVICES DEPARTMENT
1 FRANEY ROAD
SOMERVILLE MA 02143
PHONE 617-625-6600X5600
HOURS 8:00am - 10:00am
3:00pm - 4:00pm

CLIENT:
CITY LINE LAUNDROMAT INC.

PROPOSED STOREFRONT REMODELING
CITY LINE LAUNDROMAT INC.
48 TEMPLE ST
SOMERVILLE MA 02145

PROJECT:

REVISIONS:

DATE:
SCALE: AS SHOWN
TITLE: CONSTRUCTION DOCUMENT
DRAWN BY: LAU
CHECKED BY:
COMMENTS: PERMIT DRAWING

DWG NO:
A-1